



IAC Contest Rules 2026

Revision B

International Aerobatic Club, Inc.
A Division of the
Experimental Aircraft Association and
National Aeronautic Association

P.O. Box 3086
Oshkosh, WI 54903-3086
U.S.A.

In Appreciation

This document made possible through the volunteer efforts of:

The 2019 IAC Rules Task Force

Tasked with improving the rule book maintenance processes.

Jim Bourke (Chair), DJ Molny, Tom Myers, Peggy Riedinger, Dave Watson

The 2019 IAC Rule Book Refactoring Working Group

Tasked with rewording the rule book to increase clarity and reduce size.

Jim Bourke (Chair), DJ Molny

The 2025 IAC Rules Committee

Tasked with soliciting rule change proposals from members, submitting those for public comment, and providing recommendations to the IAC board.

Barrett Hines (Chair), Jim Bourke, Mike Gallaway, DJ Molny, Shad Coulson

HAVE AN IDEA FOR IMPROVING THESE RULES?

Rules proposals for the following calendar year are due July 1.

Email them to the IAC Rules Committee.

ruleschair@iac.org

Copyright ©2026

All rights reserved. Copyright in this document is owned by the International Aerobatic Club, Inc. (IAC). Any person acting on behalf of the IAC is hereby authorized to copy and print this document for personal or IAC-approved use. Any copy of this document or portion thereof must include this copyright notice. This document may be used for information only and may not be exploited for commercial purposes.



Judge's Quick Reference

General Reminders

Guiding Principles:

- Start each figure with a grade of 10.0.
- Deduct for every error you see, no matter how small. The standard is perfection.
- Deduct for errors but not for corrections.
- Stay objective.

If rules do not specify a deduction value:

- Apply a deduction proportional to the error magnitude.

For any individual error in angle:

- | | |
|----------------------|--|
| Less than 90 degrees | Deduct 0.5 points for every 2.5 degrees of error
(0.5 points from perceptible up to 2.5 degrees, 1 point above 2.5 degrees but less than 5 degrees, etc.) |
| 90 degrees or over | HZ the figure |

HZs are also given for:

- Wrong figure, added figure, omitted figure
- Wrong direction on X Axis
- Wrong exit direction on the Y Axis (only when the figure entry direction is also on the Y Axis)
- Family-Specific Criteria

Line References

Line	Aircraft Reference	World Reference
Horizontal	Flight Path	True Horizon
Vertical	Zero-lift axis	90 Degrees from Horizontal
45 Degrees	Zero-lift axis	+/- 45 Degrees from Vertical

Rolls

- | | |
|--------------------------|-----------------------|
| Varying the rate of roll | 1 point per variation |
|--------------------------|-----------------------|

Variations in Line Length

- | | |
|----------------------------------|----------|
| Any visible variation < 2:1 | 1 point |
| Variation from 2:1 but < 3:1 | 2 points |
| Variation of 3:1 or more | 3 points |
| No line before OR no line after | 4 points |
| No line before AND no line after | 2 points |

Looping Lines

- Deduct for each change in radius. The exact amount of deduction is at the judge's discretion

Looping Lines with Connected Rolls

- Deduct if the pause between the roll and Looping Line is not short.

Looping Lines with Integrated Rolls

- | | |
|------------------------------------|-----------------------------|
| Flying the roll on a straight line | At least 2 points |
| Roll not centered | 1 point for every 5 degrees |

Figures with Matching Radii Requirements:

- Combination of Lines (3), Segmented Loops (7.4.3 to 7.4.6), Reversing Whole Loops (7.4.7 to 7.4.14), Horizontal Ss (7.5), Vertical Ss (7.6), Figures 8s (7.8), Reversing P Loops (8.6.9 to 8.6.16), Reversing 1/4 Loops (8.10).

- There is no standardized downgrade for mismatched radii.

Family 0 – Wingovers

- Deduct for any change in the rate of roll or turn.
- Deduct for any complete stoppage of the rate of roll or turn.



Judge's Quick Reference

Family-Specific Criteria

Family 2 – Turns

Bank angle less than 60 degrees	1 point for every 5 degrees
Bank angle change	1 point for every 5 degrees
Path of turn not a constant radius	No deduction, wind correction is not a criterion
Roll and heading change blended	1 point for every 5 degrees
Rate of turn change	Deduct for each variation
Altitude change	1 point for every 5 degrees or 100 feet

Family 2 - Rolling Turns

Too few or too many rolls	HZ
Snap roll during figure	HZ
Roll in wrong direction	HZ
Roll rate variation	Deduct for each variation
Stoppage of roll	Deduct for each variation
Rate of turn change	Deduct for each variation
Altitude change	1 point for every 5 degrees or 100 feet

Family 3 – Combinations of Lines

Lines not equal in length	1 to 3 points, see Variations in Line Length
Radii not equal	Deduct according to the magnitude of the error

Family 5 – Hammerheads

Pivot more than ½ wingspan	1 point for each half wingspan
Pivot rate change	No deduction

Family 6 – Tailslides

Slide in wrong direction	HZ
Slide less than one-half fuselage length	HZ

Sub-Family 7.4.3 to 7.4.6 – Square, Diamond, and Octagon Loops

Lines not equal	1 to 3 points, see Variations in Line Length
Radii not equal	Deduct according to the magnitude of the error

Square and Octagon Loops Only:

- Final line is short At least 1 point
- Final line is missing 4 point deduction to the loop, 1 point on the subsequent figure.

Sub-Family 7.8.1 to 7.8.16 – Horizontal 8s and Horizontal Super 8s – Power Only

Loops not equal in radius	Deduct according to the magnitude of the error
Start and Finish not at correct altitude	Deduct if the entry and exit line do not match. <u>Exception:</u> The initial or final 45 lines may be longer when they have any single roll greater than 360 degrees, or two unlinked rolls.

Sub-Family 7.4.7 to 7.4.14, 8.6.9 to 8.6.16, and 8.10 – Reversing Loops and Reversing Whole Loops

Looping Segments not equal in radius	Deduct according to the magnitude of the error
line between Looping Segments	Deduct according to the magnitude of the error

Gliders

Figure Entry/Exit Lines, Turns, Rolling Turns, and Single Horizontal Lines	May be any reasonable constant angle: level, ascending or descending Reasonable means figure is identifiable with required angle changes visible
45 Degree Lines	Only Advanced and Unlimited gliders fly actual 45 degree lines Other glider competitors must fly 30 degree lines in place of 45 degrees
Snap Rolls	Need not be centered on their lines
Tailslide	Slide must only be visible



1	ABOUT THE 2026 EDITION.....	1
1.1	Changes From the Previous Year.....	1
1.2	Editing Principles.....	1
1.3	Guidance For Future Rule Changes.....	1
2	CONTEST STAFF	2
2.1	Contest Director	2
2.2	Volunteer Coordinator	2
3	SANCTIONING.....	2
3.1	Obtaining Sanction.....	2
3.2	Sanction Revocation	2
3.3	Rules Deviations.....	2
3.4	Contests Outside of the United States	2
4	REGISTRATION	3
4.1	The Registrar	3
4.2	Entry Forms.....	3
4.3	Competitor Qualifications	3
4.4	Categories.....	3
4.5	Safety Pilots.....	3
4.6	Late Arrivals	4
4.7	Withdrawal of Entry	4
5	TECHNICAL MATTERS.....	4
5.1	Technical Committee	4
5.2	Sterile Area	4
5.3	Aircraft and Equipment Inspection	4
6	SAFETY.....	5
6.1	Responsibility	5
6.2	Safety Director	5
6.3	Medical Director	5
7	THE AEROBATIC BOX	6
7.1	Lateral Limits.....	6
7.2	Altitude Limits.....	6
7.3	Location	6
7.4	Box Axes.....	6
7.5	Deadline.....	6
7.6	Buffer	6
8	BOUNDARY JUDGES	7
8.1	Qualifications.....	7
8.2	Equipment	7
8.3	Real-time Infringement Reporting.....	7
8.4	Infringement Records	7
8.5	Traffic Alerts.....	7
9	THE STARTING LINE.....	7
9.1	Starter	7
9.2	Equipment	7
9.3	Starting Line Procedures	7
9.4	Failure of a Competitor to Comply	7
10	PUBLIC ADDRESS SYSTEM	8



11 THE JUDGING LINE	8
11.1 Phones and Other Devices	8
11.2 Non-Essential Personnel on the Judging Line	8
11.3 Judge Selection	8
11.4 Number of Judges	8
11.5 Chief Judge	9
11.6 Chief Judge Assistants	9
11.7 Grading Judges	9
11.8 Judge Assistants	9
11.9 Recorders	9
12 WEATHER	9
12.1 Official Wind Direction	9
12.2 Airspace Waiver	9
12.3 Ceiling	10
12.4 Wind Limits	10
12.5 Precipitation	10
12.6 Optional Break	10
12.7 Deteriorating Weather Conditions	10
12.8 Obscuration of Aircraft Due to Meteorological Conditions	10
13 PENALTIES	11
13.1 About Penalties	11
13.2 Boundary Infringement Penalties	11
13.3 Procedural Penalties	11
13.4 Jury Penalties	11
13.5 Altitude Limit Infringement Penalties	11
13.6 Noting Altitude Infringements	12
14 BOX PROCEDURES	12
14.1 Radio Procedures	12
14.2 Competitor Recall	12
14.3 Safety Checks	12
14.4 Signaling	13
14.5 Start of a Performance	13
14.6 End of a Performance	13
14.7 Low Lines	13
15 INTERRUPTIONS	14
15.1 Explicit Interruptions	14
15.2 Implicit Interruptions	14
15.3 Chief Judge Interruptions	14
16 TEMPORARY COMPETITOR INCAPACITATION	15
17 MECHANICAL DEFECTS	15
17.1 Defects Found Prior to Flight	15
17.2 Aborted Flights	15
17.3 Evaluation	15
17.4 Replacement Aircraft	15
18 REFLIGHT AFTER AN ABORT	15
19 NON-COMPETITION FLYING	16



20 SCHEDULING.....	16
20.1 Schedule of Programs.....	16
20.2 Order of Flight.....	16
21 PROGRAM FORMS.....	17
21.1 Program Scoresheet Styles	17
21.2 Aresti Figure Construction	17
21.3 Form A and L & R Scoresheets.....	17
21.4 Forms B & C and L & R Scoresheets	17
21.5 Resolving Conflicts on Program Forms.....	17
22 THE KNOWN PROGRAM.....	18
22.1 Publication	18
22.2 Composition.....	18
22.3 Order Within the Schedule of Programs	18
23 THE FREE PROGRAM	18
23.1 Sequences to be Flown During this Program	18
23.2 Free Sequence Figure and K-Factor Limits	18
23.3 Floating Points.....	18
23.4 Versatility	18
23.5 Allowable Figures	20
23.6 Repetition	20
23.7 Free Program Form Certification	20
23.8 Checklist for Free Program Forms	20
24 THE UNKNOWN PROGRAM	21
24.1 Sequences to be Flown During This Program	21
24.2 Receipt of Sequences	21
24.3 Distribution	21
24.4 Practice	21
24.5 General Restrictions.....	21
24.6 Restrictions by Category	22
25 PROGRAM BRIEFING	23
26 GRADING JUDGE CONCEPTS.....	24
26.1 Grading of Figures.....	24
26.2 Zeros	24
26.3 Hard Zeros	24
26.4 Averages	25
26.5 Benefit of the Doubt.....	25
26.6 Corrections Within figures	25
26.7 Corrections Between Figures	25
26.8 No Line Between Figures.....	25
26.9 Directionality.....	25
26.10 Autorotation	26



27	BASIC CRITERIA FOR JUDGING AEROBATIC FIGURES.....	26
27.1	Flight Path.....	26
27.2	The Zero-lift Axis.....	26
27.3	Vertical Lines.....	26
27.4	45 Degree Lines.....	26
27.5	Horizontal Lines.....	27
27.6	Deducting for Errors in Angle: The One Point for Every 5 Degrees Rule.....	27
27.7	Deductions.....	27
27.8	Unlinked Rolls.....	27
27.9	Variations in Line Length.....	28
27.10	Looping Lines.....	28
27.11	Looping Lines with Connected Rolls.....	29
27.12	Looping Lines with Integrated Rolls.....	29
27.13	Families with Matching Radii Requirements.....	29
27.14	Wind Correction.....	30
27.15	Scorability.....	30
28	FAMILY-SPECIFIC GRADING CRITERIA	30
28.1	About this Section.....	30
28.2	Family 0.0 - Wingover.....	30
28.3	Family 0.1-0.2 Quarter-Clover.....	30
28.4	Family 2 - Turns.....	31
28.5	Sub-Family 2 - Competition Turns.....	31
28.6	Sub-Family 2 - Rolling Turns.....	32
28.7	Family 3 - Combinations of Lines.....	32
28.8	Family 5 - Stall Turns (aka "Hammerheads").....	32
28.9	Family 6 - Tailslides.....	33
28.10	Sub-Family 7.3 - Three-Quarter Loops (aka "Goldfish").....	33
28.11	Sub-Family 7.4.1-7.4.2 - Full Loops.....	33
28.12	Sub-Family 7.4.3 - 7.4.6 - Square, Diamond, and Octagon Loops.....	33
28.13	Sub-Family 7.4.7-7.4.14 - Reversing Whole Loops.....	33
28.14	Sub-Family 7.5.1-7.5.8 Horizontal S's.....	34
28.15	Sub-Family 7.5.9-7.5.10 - Vertical S's.....	34
28.16	Sub-Family 7.8.1-7.8.16 - Horizontal 8's and Horizontal Super 8's.....	34
28.17	Sub-Family 7.8.17-7.8.22 - Vertical 8's.....	34
28.18	Sub-Family 8.4 and 8.8 - Humpty Bumps and Double Humpty Bumps.....	35
28.19	Sub-Family 8.6.9 to 8.6.16 and 8.10 Reversing P Loops and Reversing 1 ¼ Loops.....	35
28.20	Sub-Family 9.1 - Aileron Rolls (aka "Slow Rolls").....	35
28.21	Sub-Family 9.2-9.8 - Hesitation Rolls.....	35
28.22	Sub-Family 9.9 - Positive Flick Rolls (aka "Positive Snap Rolls").....	35
28.23	Sub-Family 9.10 - Negative Flick Rolls (aka "Negative Snap Rolls").....	36
28.24	Sub-Family 9.11-9.12 - Spins.....	36
29	PRESENTATION	37
29.1	About this Section.....	37
29.2	Presentation Coefficient.....	37
29.3	Grading Presentation.....	37



30 CHIEF JUDGE RESPONSIBILITIES	38
30.1 Flight Coordination	38
30.2 Recording Penalties	38
30.3 Judge Removal	38
30.4 Emergency Competitor Disqualification	38
30.5 Deadline and Judging Line Violations	38
30.6 Judge Briefing	38
30.7 Post Program Duties of the Chief Judge	39
30.8 Judge Conferences	39
31 CONTEST JURY	40
31.1 Duties	40
31.2 Composition	40
31.3 Contest Suspension	40
31.4 Invalid Sequences	40
31.5 Protests	41
31.6 Jury Penalties	41
32 SCORING	43
32.1 Scoring Director	43
32.2 Integrity of Scores	43
32.3 Software	43
32.4 Calculating the Final Grade for a Figure	43
32.5 Final Program Score Computation	43
32.6 Disqualification, Withdrawal, and Incomplete Programs	44
32.7 Contest Score Computation	44
32.8 Provisional Scores	44
32.9 Official Scores	44
32.10 Contest Records	44
33 TROPHIES AND RECOGNITION	45
33.1 Hors Concours Entrants	45
33.2 Overall Trophies	45
33.3 Flight Medals (aka "Clinkies")	45
33.4 Prize Money	45
33.5 Best First Time Sportsman Award	45
33.6 Other Awards	45
33.7 Chapter Team Trophy	45



34	GLIDERS	46
34.1	About This Section	46
34.2	Competing in both Power and Glider Categories	46
34.3	Glider Flying in Power Categories	46
34.4	Motorgliders	46
34.5	Glider Pilot Qualifications	46
34.6	Glider Safety Pilots	46
34.7	Glider Backup Seat Belts	46
34.8	Boundary Infringement Penalties	47
34.9	Interruption Penalties	47
34.10	Altitude Limits	47
34.11	Altitude Limit Penalties	47
34.12	Signaling	48
34.13	Weather	48
34.14	Towplanes	48
34.15	Tow and Release Procedures	48
34.16	Mixing Gliders with Powered aircraft	48
34.17	Presentation	48
34.18	Free Sequences	49
34.19	Unknown Sequence Restrictions by Category	50
34.20	Grading Glider Performances	51
34.21	Four Minute Freestyle	51
35	THE FOUR MINUTE FREESTYLE	52
35.1	Description	52
35.2	Scoring	52
35.3	Scheduling	52
35.4	Eligibility	52
35.5	Composition	52
35.6	Use of Forms	52
35.7	Smoke and Music	52
35.8	Performance Zone	52
35.9	Signaling Start and Finish	52
35.10	Penalties	53
35.11	Shutdown of Engine Prohibited	53
	Grading	53
35.12	53	
35.13	Technical Merit Criteria	53
35.14	Artistic Impression Criteria	54
36	UNDERSTANDING ARESTI NOTATION	55
36.1	About This Section	55
36.2	Basic Figure Concepts	55
36.3	Lines	55
36.4	Radii	55
36.5	Rolls	55
36.6	Linked and Unlinked Rolls	56
36.7	Roll Direction	56
36.8	Figure Numbers	56
36.9	K Factors	56
36.10	Snap Roll K Factor	57
37	ALLOWABLE FIGURES FOR UNKNOWN SEQUENCES	58
37.1	About this Chapter	58
37.2	Allowable Figures for Power Unknowns	59
37.3	Allowable Figures for Glider Unknowns	74



1 About the 2026 Edition

1.1 Changes From the Previous Year

- 1.1.1 This year the IAC Rules Committee received 36 proposals, including 11 post-Nationals. The Rules Committee submitted the proposals to the members for comment, collected those comments, and presented them to the IAC Board with their recommendations.
- 1.1.2 Of the 36 proposals, 17 were accepted and 19 rejected by the board. In addition, there are editorial updates (corrections, text clarifications, etc.) that do not alter the intent of the previous rules.
- 1.1.3 The deadline for new proposals is July 1st 2026. Submit your proposals to: ruleschair@iac.org.

1.2 Editing Principles

- 1.2.1 The Rules Committee strives to maintain this document so that it says things only once, as succinctly as possible, in the most logical order. Revisions from last year are indicated with a change bar in the outside margin.
- 1.2.2 To improve clarity, the IAC Rule Book includes only *rules*. Background information and instructional material is better placed in other documents. However, in some cases a rule is not easily grasped without supporting information. In these cases, an **example**, **exception**, and/or **clarification** may appear beneath the rule.

1.3 Guidance For Future Rule Changes

- 1.3.1 We can maintain a clear and concise rule book if we ask future rule change proponents:
 - a) Did you test the idea? Rules Deviations allow contest directors to test out new ideas. If an untested idea is added to the rule book it is likely to be removed or changed again later.
 - b) Did you write the rule as succinctly as possible? Avoid flowery phrases. Keep each rule to one or two sentences. Eliminate redundancies and cliches. Readers are smart. They understand context.
 - c) Do you use the terms correctly? Terms should be defined and used consistently. There is no reason to define a term that has an obvious English meaning or will come up after a quick search engine query. Define terms if they are unique to the rule book.
 - d) Is this a rule or is it guidance? Guidance can go elsewhere. If there are no repercussions for ignoring the rule it is probably guidance. If it is background information, it is guidance.
 - e) Does this rule interconnect with many others? The glider rules and the rules for the four minute freestyle are your templates. These rules exist in isolation. The rest of the rule book is largely written as if these rules do not exist. This is easier to follow than many examples of "unless" or "except if" that would otherwise be sprinkled throughout the rule text.
 - f) Have you rewritten the rule several times to find the best wording? A rule can improve a lot after several drafts even when the meaning stays the same.
 - g) Are any **clarifications**, **exceptions**, or **examples** necessary and called out in the proper format? Do not include these unless they are needed. Diagrams are necessary when it is not possible for text to get the point across, but do not use them when the text is clear. Diagrams take up space, are hard to format, and are hard to update.
 - h) Is the rule in the proper place? If there are several possible places to put the rule test them all out. Find the spot that minimizes redundancy and best considers how readers search for information.
 - i) Is the idea workable given typical contest resources? It's very easy to come up with clever ideas but keep in mind that competition aerobatics is mostly a weekend activity.
 - j) Does this rule reference other rules? It's probably better to reference a term or the title of a rule than to reference the rule number, in case a future edit changes the numbering.



2 Contest Staff

2.1 Contest Director

- 2.1.1 The Contest Director is the general manager of the event, responsible for all contest planning, delegation, appointments, finances, and operations.
- 2.1.2 The Contest Director may be assisted by staff in the following positions:
- a) **Volunteer Coordinator:** recruits and marshals volunteers.
 - b) **Registrar:** collects registration documents, accepts payments, distributes paperwork.
 - c) **Technical Committee:** inspects aircraft, lends technical expertise.
 - d) **Chief Technical Monitor:** leads the Technical Committee.
 - e) **Safety Director:** ensures the contest is run safely.
 - f) **Medical Director:** evaluates condition of competitors, coordinates medical services.
 - g) **Chief Judge:** manages the judge panel, directs competitors during contest flights.
 - h) **Grading Judge:** grades performances.
 - i) **Judge Assistant:** helps Judges so they may better spot downgrades and penalties.
 - j) **Recorder:** writes down Judge grades and remarks.
 - k) **Boundary and Deadline Judge:** records infringements of the aerobatic boundaries.
 - l) **Contest Jury:** ensures the contest runs according to the rules, makes weather decisions.
 - m) **Scoring Director:** accepts Scoresheets, operates scoring software, posts results.

2.2 Volunteer Coordinator

- 2.2.1 A Volunteer Coordinator may be appointed at the discretion of the Contest Director to fill staff positions and coordinate volunteer assignments during the contest. The Volunteer Coordinator will:
- a) Obtain commitments from volunteers to serve in all positions under the guidance of the Contest Director.
 - b) Maintain a list of all volunteers for the Contest Director, Chief Judge(s), and other officials as necessary.
 - c) Coordinate with judges, assistants, and other volunteers in preparation for each category change to minimize time loss during changes from one category to the next.

3 Sanctioning

3.1 Obtaining Sanction

- 3.1.1 The Contest Director shall apply for sanction on official forms provided by IAC Headquarters at least thirty (30) days in advance of the contest.

3.2 Sanction Revocation

- 3.2.1 Any violation of the contest rules by contest officials will result in an immediate and automatic termination of the sanction.

3.3 Rules Deviations

- 3.3.1 The Contest Director may request rules deviations from the IAC Contest Sanctioning Committee.
- Exception:** The Contest Director may waive the Boundary Judges and Boundary Infringement Penalty sections of this rule book at their own discretion.
- 3.3.2 Proposed rules deviations must be attached to the application for sanction.
- 3.3.3 Rules deviations will be published and made available to competitors.

3.4 Contests Outside of the United States

- 3.4.1 This rulebook assumes contests will be held in the USA. Regardless of where a contest is held, an IAC Sanction is conditional on operation of the contest according to local laws



4 Registration

4.1 The Registrar

- 4.1.1 The Registrar presides over contest registration, accepts payments, and prepares paperwork as needed by other contest officials.

4.2 Entry Forms

- 4.2.1 An entrant must pay the entry fee and submit completed standard IAC forms as follows:
- a) Official Contest Entry Form.
 - b) The number of legible copies of Free Program Forms specified by the Contest organizers.
 - c) Completed and signed IAC Aircraft Review and Pilot Document Review Forms.
- 4.2.2 All competitors must sign the waiver required by the FAA (or its national counterpart), thereby signifying that they understand and will comply with all its provisions.

4.3 Competitor Qualifications

- 4.3.1 Competitors must be:
- a) current members of the IAC; or
 - b) holders of a valid FAI Sporting License issued outside the USA; or
 - c) current members of an aerobatic organization that has been delegated aerobatic sporting powers by their country's National Airports Control. Two examples of qualifying organizations are Aerobatics Canada and the BAeA.
- 4.3.2 Competitors must hold a valid private pilots certificate issued by the Administrator of the Federal Aviation Administration under part 61 of title 14, Code of Federal Regulations.
- Clarification:** The requirements of 49 U.S.C. § 44724 apply to IAC competitors.
- 4.3.3 Competitors must hold the appropriate medical certificate issued by the Administrator under part 67 of such title.

4.4 Categories

- 4.4.1 Aerobatic competition is divided into five categories, listed here in increasing order of difficulty:
- a) Primary
 - b) Sportsman
 - c) Intermediate
 - d) Advanced
 - e) Unlimited
- 4.4.2 Competitors may only register in a single category.
- Exception:** A competitor may also register in a lower category for the purpose of obtaining an IAC Achievement Award, or register both in one power and one glider category.

4.5 Safety Pilots

- 4.5.1 The competitor will be the sole occupant of the aircraft during Advanced and Unlimited competition flights. In all other categories, Safety Pilots are authorized.
- 4.5.2 Safety Pilots must hold a valid private pilots certificate issued by the Administrator of the Federal Aviation Administration under part 61 of title 14, Code of Federal Regulations.
- 4.5.3 Safety Pilots must have aerobatic competition experience.
- 4.5.4 The competitor has the sole responsibility for determining the qualifications of an individual to act as a Safety Pilot in the competitor's make and model aircraft.
- 4.5.5 Safety pilots shall not communicate to the competitor nor manipulate the controls during the Performance, except as needed for safety.
- 4.5.6 Any figure aided by the Safety Pilot shall be zeroed.



4.6 Late Arrivals

- 4.6.1 A competitor may arrive late with prior permission of the Contest Director.
- 4.6.2 The Chief Judge will assess a Procedural Penalty for each program concluded prior to an excused competitor completing registration, briefings and being ready to fly for competition.
- 4.6.3 Absent prior permission, a competitor is declared tardy when it is no longer possible to complete registration, receive the required briefings, and be ready to fly prior to the scheduled completion of their Known Program.
- 4.6.4 The Chief Judge will assess a Zero Flight Program penalty for any completed Programs missed by a tardy competitor unless the Contest Jury determines that the tardiness was outside of the competitor's control.
- 4.6.5 The Contest Jury may require the tardy competitor to fly the Known Sequence during a qualifying flight even if scores cannot be earned.

4.7 Withdrawal of Entry

- 4.7.1 A competitor may withdraw from a contest at any time.
- 4.7.2 If a competitor withdraws prior to the beginning of the first competition flight in their category, their entry fee will be returned.

5 Technical Matters

5.1 Technical Committee

- 5.1.1 Each contest will have a Technical Committee for the primary purpose of assisting pilots in discovering potential safety hazards in their aircraft.
- 5.1.2 The Technical Committee will consist of the Contest Director, the Safety Director, and the Chief Technical Monitor. Additional Technical Committee members may be appointed by the Contest Director as needed.
- 5.1.3 If possible, the Chief Technical Monitor will hold an Airframe and Powerplant Mechanic's license and be familiar with the special operational demands of aerobatic aircraft.
- 5.1.4 The Technical Committee, if available, may assist with verifying that competitors have:
 - a) performed preflight inspections of the aircraft consistent with the IAC Aircraft Review Form, and
 - b) provided all necessary certificates and aircraft documents consistent with the IAC Pilot Document Review Form.

5.2 Sterile Area

- 5.2.1 The Technical Committee will designate a Sterile Area where declared Mechanical Defects can be evaluated.
- 5.2.2 An aircraft in the Sterile Area may be approached only by the Starter, a member of the Technical Committee, or another authorized contest official.

5.3 Aircraft and Equipment Inspection

- 5.3.1 A completed, signed and witnessed copy of the IAC Aircraft Review Form must be presented by the competitor to a Contest Official prior to first flight in the Aerobatic Box.
- 5.3.2 Required Documentation
 - 5.3.2.1 All documents required for legal operation of the aircraft must be present and onboard the aircraft.



Clarification: For contests under FAA jurisdiction, this includes:

- a) Airworthiness Certificate.
- b) Aircraft Registration Certificate or military serial number designation.
- c) Operating limitations.
- d) Weight and balance.

5.3.2.2 The following additional documents must also be presented:

- a) Entries from the Aircraft and Engine log books, recording annual inspection.
- b) Certificate of Insurance verifying coverage of \$1,000,000 property damage and \$100,000 single limit bodily injury minimum.

5.3.3 Copies of required documents are allowed for the purposes of registration.

5.3.4 Airworthiness and Equipment:

- a) Airframe: No obvious physical damage or potential structural problems indicated by wrinkles in metal or fabric coverings or loose structural members.
- b) Controls: Complete freedom of movement.
- c) Interior: Free of foreign and loose objects.
- d) Canopy/door: If hinged on the forward (leading) edge, it must incorporate a quick-release mechanism to facilitate emergency egress.
- e) Seat belts: Dual seat belts with separate attach points and a shoulder harness are mandatory for Advanced and Unlimited categories.
- f) Engine Compartment: No hazardous conditions in the engine compartment such as cracked exhaust, fuel leaks, or excessive oil leaks. Inspection shall be made through cowl openings and service doors only.
- c) Propeller: No apparent physical damage.
- h) Parachute: In good general condition and current in accordance with all government regulations.
- i) Radio: Capable of transmitting and receiving common VHF frequencies.

6 Safety

6.1 Responsibility

6.1.1 The responsibility for safe operation of the contest falls equally on all contest officials, volunteers, and competitors.

6.2 Safety Director

6.2.1 The Safety Director reports directly to the Contest Director and is responsible for the following:

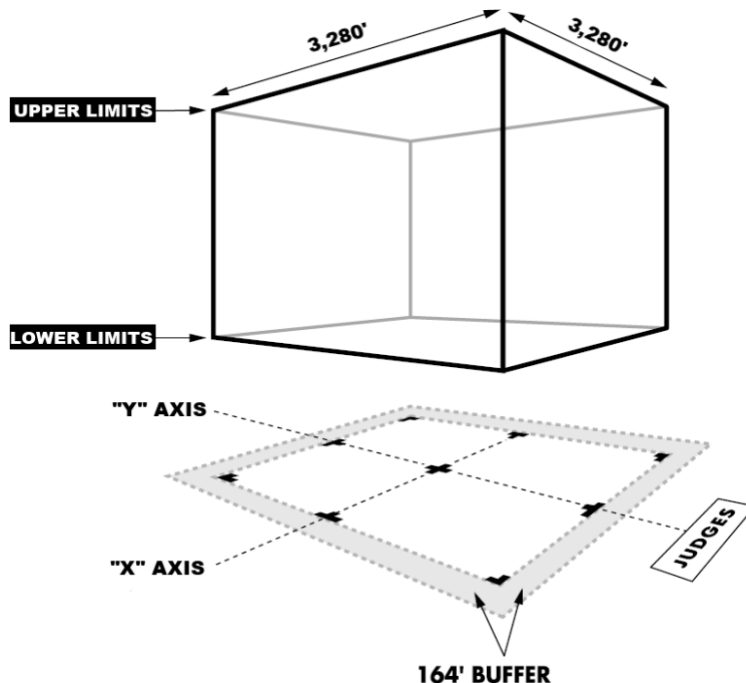
- a) Flight safety - assisted by the Chief Judge(s) and Technical Committee.
- b) Preparation and dissemination of the contest Incident Response Plan to all responsible parties.
- c) Ground safety - assisted by the Starter.
 - i. Flight Line control.
 - ii. Crowd control.
 - iii. Arranging for parking of competition and transient aircraft.
- d) Review of safety items at Program Briefings.
- e) Recommending to the Contest Jury that a competitor be disqualified for violating or refusing to follow established contest safety procedures.

6.3 Medical Director

6.3.1 The Medical Director will work in conjunction with the Safety Director concerning:

- a) Acquisition and placement of emergency equipment.
- b) Securing of medical personnel as required by the airspace waiver, i.e., physician, paramedic, or emergency medical technicians.
- c) Provisions for access and exit of emergency vehicles.

7 The Aerobatic Box



7.1 Lateral Limits

- 7.1.1 Performances occur above a clearly marked area of 1,000 meters (approximately 3,280 feet) square whose central point is the intersection of the X and Y axes.
- 7.1.2 The Judging Line shall be placed between 150 meters (approximately 500 feet) and 250 meters (approximately 800 feet) from the edge of the box on an extension of the Y axis.

7.2 Altitude Limits

- 7.2.1 Competitors must obey the following Altitude Limits.

Category	Lower Limit	Upper Limit
a) Primary	1,500 feet	3,500 feet
b) Sportsman	1,500 feet	3,500 feet
c) Intermediate	1,200 feet	3,500 feet
d) Advanced	656 feet (200m)	3,609 feet (1100m)
e) Unlimited	328 feet (100m)	3,280 feet (1000m)

7.3 Location

- 7.3.1 The Aerobatic Box in all sanctioned contests shall be over or adjacent to a suitable landing area.

7.4 Box Axes

- 7.4.1 The X axis is parallel to the official wind. Most figures are flown on the X axis in either an upwind or downwind direction.
- 7.4.2 The Y axis is perpendicular to the X axis.

7.5 Deadline

- 7.5.1 A Deadline may be specified by the Contest Director or a government authority to separate the public from Performances. If so, it will ideally be at least 500 feet beyond the front boundary of the box.

7.6 Buffer

- 7.6.1 Boundary Judges are stationed such that there is a 50-meter (164 feet) buffer zone before boundary infringement penalties are noted.



8 Boundary Judges

8.1 Qualifications

- 8.1.1 Boundary Judges must understand Aresti notation well enough to correctly determine which figure is being flown by a competitor.

8.2 Equipment

- 8.2.1 A visual sighting device will be used to determine each infringement.
- 8.2.2 A boundary infringement is considered to have occurred if the entire aircraft is seen outside of the sighting device.

8.3 Real-time Infringement Reporting

- 8.3.1 Boundary Judges will report in real time by radio:
 - a) When the aircraft enters the Aerobatic Box buffer zone for the first time with intent to start the Performance.
 - b) Each occurrence of a boundary crossing including which boundary was crossed and whether crossing out of the Box or crossing back in.

8.4 Infringement Records

- 8.4.1 Boundary Judges shall maintain written record of all infringements for each figure. Records will be provided to the Chief Judge when the Program is complete.

8.5 Traffic Alerts

- 8.5.1 Boundary Judges shall notify the Chief Judge immediately if a non-contest aircraft is seen entering, or is on a course to enter, the aerobatic box.

9 The Starting Line

9.1 Starter

- 9.1.1 The Starter is responsible for coordinating the timely departure of competitor aircraft according to the Order of Flight and the direction of the Chief Judge.

9.2 Equipment

- 9.2.1 The Starter shall ensure that a fire extinguisher is available at the starting line during contest operations.

9.3 Starting Line Procedures

- 9.3.1 Competitors must be at their aircraft in sufficient time prior to their scheduled flight.
- 9.3.2 The Starter will direct the competitor to bring their aircraft to the starting line at the appropriate time.
- 9.3.3 The Starter may assist the competitor with pushing their aircraft, putting on parachutes, attaching seat belts, checking altimeter settings, or other items as time allows.
- 9.3.4 The Starter may assist a competitor by answering questions regarding: holding procedures, the position of the Judging Line, the Official Wind Direction, and other contest and airspace procedures, as time permits prior to any subject flight.
- 9.3.5 Competitors must receive permission from the Starter before departing for the aerobatic box.

9.4 Failure of a Competitor to Comply

- 9.4.1 Failure of the competitor to observe proper starting procedures or to comply with the Starter's instructions subjects the competitor to possible disqualification.



- 9.4.2 If a competitor misses their starting position, they will be assigned a new starting position by the Chief Judge. If the competitor had at least 30 minutes between any contest obligation and their flight, they will be assessed a Procedural Penalty.
- 9.4.3 The Contest Jury has the right to remove penalty points if missing the Order of Flight was due to conditions outside the competitor's control.

10 Public Address System

- 10.1.1 A public address system is permitted at the contest with these restrictions:
- a) It must not be audible from the judging line. This does not preclude audible music on the judging line during the Four Minute Freestyle.
 - b) No comment shall be made on the quality of performances.
 - c) No derogatory remarks about competitors or officials will be allowed.

11 The Judging Line

11.1 Phones and Other Devices

- 11.1.1 All portable communication devices (cell phones, tablets, two-way radios, etc.), other than those in use for official contest purposes, will be turned off or set to silent-ring when on the judging line.
- 11.1.2 No calls, texting, or e-mails shall be initiated or viewed unless on official break, or otherwise authorized by the Chief Judge.

11.2 Non-Essential Personnel on the Judging Line

- 11.2.1 The only personnel permitted on the judging line except by specific permission of the Chief Judge are: Contest Director, Chief Judge, Contest Jury, Grading Judges, Judge Assistants, Recorders, Volunteer Coordinator, Starter, and Runners.
- 11.2.2 Any competitors in the category being judged who appear at the judging line, boundary judging positions or deadline judging position without the Chief Judge's permission will be disqualified from the contest.

11.3 Judge Selection

- 11.3.1 The Contest Director shall appoint judges who appear on the IAC Current Judges List.
- Exception:** Pilots who competed at the Advanced or Unlimited level in the current or previous calendar year may be appointed as judges to fulfill the minimum judge requirement.
- 11.3.2 Potential conflicts of interest and appearance of impropriety should be considered when assigning Grading Judges.
- Examples:** Training partners, chapter affiliation student/instructor and paid coaching relationships are all examples of potential or apparent conflicts.
- 11.3.3 Relatives (any person connected to a competitor by family, marriage, or domestic partnership) of competitors may not act as Grading Judges in categories wherein their relatives are competing.
- 11.3.4 A competitor may serve as a judge only if the competitor can attend every Judge Briefing and debriefing for the Program(s) they wish to judge.
- 11.3.5 If necessary, the Chief Judge may also serve as a Grading Judge to fulfill the minimum Grading Judge requirement.

11.4 Number of Judges

- 11.4.1 A minimum of three (3) and a maximum of ten (10) Grading Judges must be used for each category.
- 11.4.2 Effort should be made to use at least five (5) Grading Judges for each category.



11.5 Chief Judge

- 11.5.1 Chief Judges are responsible for managing the Grading Judges and competition flights.
- 11.5.2 There will be a Chief Judge for each category.

Clarification: A Chief Judge may serve in that capacity in more than one category.

11.6 Chief Judge Assistants

- 11.6.1 One or more Chief Judges Assistants may be appointed.
- 11.6.2 Chief Judge Assistants shall perform the duties delegated by the Chief Judge, such as handling paperwork, timing Four Minute Freestyle Performances, monitoring traffic, and operating radios.

11.7 Grading Judges

- 11.7.1 Grading Judges grade figures and the Presentation of aerobatic sequences.
- 11.7.2 Grading Judges are responsible for the performance of their assistants.

11.8 Judge Assistants

- 11.8.1 The Judge Assistant is primarily responsible for dividing their attention between the sequence drawing and the competitor's aircraft, verbally announcing Figures so the Grading Judge's attention can remain fixed on the Performance. They also perform other duties deemed necessary by their judge.
- 11.8.2 One assistant shall be assigned to each Grading Judge.
- 11.8.3 Assistants must have the ability to fluently read Aresti drawings.
- 11.8.4 Assistants will be preferred who have:
 - a) Attended an approved IAC Judges School; or
 - b) Completed the IAC Grading Judge Exam; or
 - c) Flown as an aerobatic competitor.
- 11.8.5 Assistants will perform recording duties unless a dedicated Recorder is assigned.

11.9 Recorders

- 11.9.1 A dedicated Recorder may be assigned to each Grading Judge to record all grades and such comments as time permits on the competitor's Scoresheet.
- 11.9.2 Recorders must have the ability to listen for their judge's grades and comments and enter them rapidly and clearly on the competitor's Scoresheet as instructed by the judge.
- 11.9.3 The Recorder maintains possession of the clipboard with the Scoresheets in the proper Order of Flight.
- 11.9.4 The Recorder passes the Scoresheet to their judge for a review of the comments and grades before it is released to the runner.

12 Weather

12.1 Official Wind Direction

- 12.1.1 The Official Wind Direction, in relation to the Judging Line (i.e., right to left or left to right), will be determined by the Chief Judge. The Official Wind Direction dictates which form will be used for judging the Performance.
- 12.1.2 If the Official Wind Direction must be changed during the Program, then a fifteen (15) minute notice must be given to all remaining competitors.

12.2 Airspace Waiver

- 12.2.1 The minimum weather conditions for aerobatic flight are regulated by the special provisions of the airspace waiver.



12.3 Ceiling

- 12.3.1 Weather conditions that allow competitors to climb to the upper Altitude Limit for their category while maintaining a minimum cloud clearance are the most desirable.

12.4 Wind Limits

- 12.4.1 Flight will not be conducted if the steady wind velocity at the surface exceeds 25 knots from any direction.
- 12.4.2 Flight will not be conducted if the crosswind component for the active runway exceeds:
- a) 15 knots for Primary or Sportsman flights; or
 - b) 20 knots for Intermediate, Advanced or Unlimited flights.

12.5 Precipitation

- 12.5.1 Flight will not be conducted in discernible precipitation.

Exception: The Contest Jury may overrule this restriction.

12.6 Optional Break

- 12.6.1 The Contest Jury may authorize Programs to be flown with an optional break if the ceiling requirements are not met, or if they determine that the forecast high temperature will result in a density altitude of 5,000 feet or higher.
- 12.6.2 When the optional break is authorized by the Contest Jury:
- a) Pilots will be given a minimum of 10 minutes notice before flight that the optional break may be used.
 - b) Each pilot may take one Interruption within their Performance without penalty.
 - c) The Chief Judge will record all Interruptions normally on the *Chief Judge's Penalty Form*, but the first Interruption observed will be considered the Optional Break and not penalized. Any additional interruptions will be penalized in the usual manner.
 - d) Competitors may not land during an optional break.
- 12.6.3 In the event weather conditions improve, the Contest Jury may rescind the optional break giving at least 10 minutes notice to the competitors.

12.7 Deteriorating Weather Conditions

- 12.7.1 A competitor may decide not to fly, or to abort, due to deteriorating meteorological conditions.
- 12.7.2 The competitor will immediately notify the Chief Judge of their refusal.
- 12.7.3 The Chief Judge, by a simple majority vote of the Grading Judges, will determine whether the competitor has a valid meteorological reason for refusing.
- 12.7.4 If the delay is found to be invalid the competitor will be treated as if they had taken an Explicit Interruption. The Chief Judge shall zero any partially completed figure.
- 12.7.5 Competitors who have aborted and returned to the airfield will re-fly according to Reflight After an Abort.

12.8 Obscuration of Aircraft Due to Meteorological Conditions

- 12.8.1 If the Chief Judge determines that none of the Grading Judges were able to judge a figure they shall notify the pilot by radio, after the end of the Performance, of the figure(s) that must be reflown.
- 12.8.2 The pilot shall re-enter the box, as conditions permit, and re-fly the figure(s) for the Grading Judges.
- 12.8.3 Each figure reflown may be handled by the pilot as if resuming after an Explicit Interruption.



13 Penalties

13.1 About Penalties

13.1.1 Contest Officials may only apply penalties for the specific reasons given in this rule book.

13.1.2 Penalties may only be assessed by:

- a) the Chief Judge, for penalties associated with a specific program under their control, or
- b) by majority vote of the Contest Jury, for all other prescribed reasons

13.2 Boundary Infringement Penalties

13.2.1 The penalties for flying any part of a figure outside the lateral boundaries of the Aerobatic Box are:

Category	Penalty
a) Primary	Not Applicable
b) Sportsman	5 points
c) Intermediate	10 points
d) Advanced	20 points
e) Unlimited	30 points

13.2.2 Only one Boundary Infringement Penalty may be assessed per figure.

13.3 Procedural Penalties

13.3.1 This penalty is applied for procedural infractions as specified throughout this Rule Book. This penalty depends on category as follows:

Category	Penalty
a) Primary	5 points
b) Sportsman	10 points
c) Intermediate	25 points
d) Advanced	50 points
e) Unlimited	100 points

13.4 Jury Penalties

13.4.1 If the Jury determines that penalty points should apply, the following point values shall be used:

Category	Penalty
a) Primary	25 points
b) Sportsman	50 points
c) Intermediate	100 points
d) Advanced	200 points
e) Unlimited	250 points

13.5 Altitude Limit Infringement Penalties

13.5.1 There are three types of Altitude Limit Infringement Penalties:

- a) **LOW:** Assessed if any portion of the figure is below the floor of the aerobatic box.
- b) **LOW-LOW:** Assessed if any portion of the figure is at an unsafe altitude far below the floor of the aerobatic box.
- c) **HIGH:** Assessed if any portion of the figure is above the ceiling of the aerobatic box.

13.5.2 Primary and Sportsman

Infringement	Tolerance	Altitude	Penalty
a) HIGH	None	Above 3,500 feet	5 points each figure
b) LOW	None	Below 1,500 feet	Zero Entire Performance

13.5.3 Intermediate

	Infringement	Tolerance	Altitude	Penalty
a)	HIGH	None	Above 3,500 feet	10 points each figure
b)	LOW	1 to 200 feet	1,000 to 1,199 feet	60 points each figure
c)	LOW-LOW	> 200 feet	Below 1,000 feet	Zero Entire Performance

13.5.4 Advanced

	Infringement	Tolerance	Altitude	Penalty
a)	HIGH	None	Above 3,609 feet	25 points each figure
b)	LOW	1 to 328 feet	328 to 656 feet	120 points each figure
c)	LOW-LOW	> 328 feet	Below 328 feet	Zero Entire Performance

13.5.5 Unlimited

	Infringement	Tolerance	Altitude	Penalty
a)	HIGH	None	Above 3,280 feet	30 points each figure
b)	LOW	1 to 164 feet	164 to 328 feet	150 points each figure
c)	LOW-LOW	> 164 feet	Below 164 feet	Zero Entire Performance

Note: 164 feet = 50 meters, 328 feet = 100 meters, 3,609 feet = 1100 meters, 3,280 feet = 1000 meters

13.6 Noting Altitude Infringements

- 13.6.1 If, in the Grading Judge's opinion, a competitor has exceeded their Altitude Limits, the judge or their recorder shall comment in the "Remarks" section on the Scoresheet indicating "LOW", "LOW-LOW", or "HIGH" as applicable.

14 Box Procedures

14.1 Radio Procedures

- 14.1.1 Radio shall be the sole means of controlling the Aerobatic Box.
- 14.1.2 All competitors must be able to receive and transmit VHF radio messages.

14.2 Competitor Recall

- 14.2.1 A recalled competitor must immediately break off their flight and safely return to the airport and land.

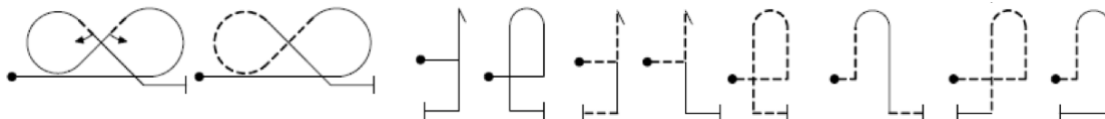
14.3 Safety Checks

- 14.3.1 To check safety belts and inverted fuel and oil systems, competitors have the option of performing any number of Safety Checks comprising of a one-half roll from upright, with a reasonable hesitation at inverted, followed by a one-half roll back to upright.



- 14.3.2 The competitor may apply additional brief g-loading in either/both upright or inverted flight.

- 14.3.3 Additionally, competitors in the Advanced and Unlimited categories may perform one of the figures depicted below. This figure, if flown, must be flown inside the aerobatic box



- 14.3.4 Safety Checks may be performed only in the area designated during the Program Briefing and only after the competitor has been cleared to approach the Aerobatic Box.

- 14.3.5 A competitor opting to fly any Safety Check must do so before signaling the Performance start.



14.3.6 The Chief Judge shall assign a Procedural penalty for a Safety Check that does not conform to these rules.

14.3.7 The Chief Judge shall award a "Low" penalty for a Safety Check flown below the minimum altitude for that category, as determined by a simple majority of the Grading Judges.

14.4 Signaling

14.4.1 The standardized signal is a visible and distinct dipping of the wings.

14.4.2 The ideal signal consists of three (3) wing dips, each with a 45 degree or greater bank angle. However, no penalty shall be given for deviating from the ideal if the intent is clear to the Chief Judge.

14.4.3 Signaling may be performed on a horizontal, climbing, or descending flight path, either inside or outside the aerobatic box.

14.5 Start of a Performance

14.5.1 If a competitor fails to Signal their intent to begin or restart their Performance, the Chief Judge shall assess an Improper Program Start Penalty.

14.5.2 Signaling must be performed in inverted flight when followed by a figure that begins in Inverted flight. The competitor must change the flight attitude from upright to inverted only by a half-roll prior to the first wing dip.

14.5.3 A competitor may make, without penalty, lateral and vertical adjustments to their position prior to beginning their Performance.

Clarification: These adjustments may be done either prior to or after Signaling.

14.5.4 A competitor may decide not to begin performing after Signaling. Provided the competitor flies through the Aerobatic Box without initiating an aerobatic figure there will be no penalty for restarting.

14.6 End of a Performance

14.6.1 The competitor is expected to signal to indicate the end of the Performance. No penalty shall be incurred if this signal is omitted.

14.6.2 The Performance is over when Signaled, or when the competitor has completed the final figure and either exited or turned away from the box.

14.6.3 If the Flight ends in an inverted orientation, the competitor may execute a half-roll to upright prior to signaling.

14.7 Low Lines

14.7.1 The Chief Judge may schedule a pilot to fly Low Lines at the start of a Program to calibrate the Grading Judges' perception of that category's aerobatic box floor.

14.7.2 The pilot shall fly their aircraft at their category's appropriate altitude, parallel to a box axis over the requested box markers, dipping a wing each time they pass over a marker.



15 Interruptions

15.1 Explicit Interruptions

- 15.1.1 An Explicit Interruption is a break in the Performance following Signaling by the pilot.
- 15.1.2 The Chief Judge shall assess a Procedural Penalty for each Explicit Interruption.
- 15.1.3 If the Performance is interrupted in inverted orientation, the competitor may execute a half-roll to upright prior to signaling without penalty.
- 15.1.4 The intent to resume the Performance after an Explicit Interruption must be signaled. If the competitor fails to Signal, they shall be assessed a Procedural Penalty.
- 15.1.5 The Performance may be resumed with
 - a) the figure immediately preceding the point of interruption, or
 - b) the figure in progress at the time of interruption, or
 - c) the figure immediately following the point of interruption.

If the Performance is resumed at any other point, the Chief Judge shall assess a Procedural Penalty and Grading Judges shall ignore any figures already graded.
- 15.1.6 If the Performance is interrupted on the Y axis, it may be resumed in either direction on the Y axis.
- 15.1.7 Judges will resume grading with the first full figure following the original point of interruption.
- 15.1.8 A competitor may earn a maximum of two Procedural Penalties per Explicit Interruption event: one for the interruption and not more than one for an improper restart.

15.2 Implicit Interruptions

- 15.2.1 An Implicit Interruption is any one, or a combination of:
 - a) Using a turn of 90 degrees or more to correct a heading deviation between figures.
 - b) Using a one-half slow roll to correct an improper attitude (upright to inverted or vice versa) between figures.
 - c) Deliberately climbing or diving between figures or flying a horizontal portion of a figure such that the obvious intent is to gain or lose altitude.
- 15.2.2 Implicit Interruptions are penalized as if they were Explicit Interruptions. They are *not* treated as added figures.
- 15.2.3 Signaling to resume the Performance following an Implicit Interruption is not mandatory.
- 15.2.4 A cessation of the Program that does not comply with the requirements of either an Explicit or Implicit Interruption shall still be penalized by the Chief Judge as an interruption. The Grading Judges shall grade this error as an HZ on the interrupted figure. Resumption of the Performance shall be as specified for an Explicit Interruption.

15.3 Chief Judge Interruptions

- 15.3.1 A Chief Judge Interruption is a break in the Competitor's Performance directed by the Chief Judge in order to ensure safety with respect to air traffic, weather, or other hazardous condition, or to pause the flight due to circumstances on the Judging Line.
Clarification: A Chief Judge Interruption may not be used for safety of flight issues arising from the Competitor's own inability or negligence – See Emergency Competitor Disqualification.
- 15.3.2 The Chief Judge will provide instructions to the Competitor with respect to aborting the flight to land or resuming the Performance. If the Performance is to be resumed, the Chief Judge shall communicate to the Competitor which figure where grading will be resumed.
- 15.3.3 No penalty shall be assessed for a Chief Judge Interruption.
- 15.3.4 Resumption of the Performance shall be as specified for an Explicit Interruption.



16 Temporary Competitor Incapacitation

- 16.1.1 In the event of temporary incapacitation before the start of a flight, the pilot will notify the Starter.
- 16.1.2 Medical evaluation must be performed by the Medical Director before the Contest Jury will consider the possibility of a subsequent or make up flight.
- 16.1.3 The Jury will rely heavily upon the Medical Director's opinion, which may be supplemented by consultation with medical specialists of the Medical Director's choice.
- 16.1.4 The Contest Jury will have the final authority to decide whether there will be a repetition or resumption of contest flights by that competitor.

17 Mechanical Defects

17.1 Defects Found Prior to Flight

- 17.1.1 In the event of a Mechanical Defect before being released to the Aerobatic Box, the competitor will notify the Starter and remain with the aircraft until an inspection by the Technical Committee is made.

17.2 Aborted Flights

- 17.2.1 In the event a competitor aborts a flight due to a Mechanical Defect, they shall land and taxi to the designated Sterile Area (if able), and wait with their aircraft until the Starter or Technical Committee arrives.

17.3 Evaluation

- 17.3.1 The Technical Committee evaluates whether the Mechanical Defect was valid. A Mechanical Defect is valid if it legitimately compromised flight safety and was not under the reasonable control of the competitor.
- 17.3.2 If the Mechanical Defect is invalid the competitor will be assessed an Procedural Penalty and will receive a zero for any figure in process at the time of the Interruption.
- 17.3.3 The decision of the Technical Committee is final and may not be protested.

17.4 Replacement Aircraft

- 17.4.1 The competitor may change aircraft if a defect cannot be corrected and a replacement is available.

18 Reflight After an Abort

- 18.1.1 In any case where a competitor has departed, aborted, and returned to the airfield for landing, the Chief Judge will schedule a Reflight as soon as possible.
- 18.1.2 The pilot must re-fly their Performance from the beginning.
- 18.1.3 Judging and grading will commence following the last graded figure.
- 18.1.4 Any Interruptions which occur in the re-flown Performance, whether before or after the first gradable figure, will be penalized in the normal manner.



19 Non-Competition Flying

- 19.1.1 All flying not directly related to the contest is prohibited after a time designated by the Contest Director. If not otherwise designated, the prohibition begins immediately following the first Program Briefing.
- 19.1.2 The Jury may waive this prohibition in the following circumstances:
- a) Flights needed to ascertain the weather conditions.
 - b) Test flights following repairs made during the contest.
 - i. Up to three aerobatic figures may be approved by the Jury;
 - ii. A member of the Jury will observe the test flight from the ground to ensure compliance.
 - c) To allow a competitor transportation into and out of the contest environment in a non-aerobatic aircraft. It is the competitor's responsibility to ensure weather conditions will allow return to the contest site in time for their next Program Briefing.

20 Scheduling

20.1 Schedule of Programs

- 20.1.1 The schedule will be determined and published by the Contest Director.
- 20.1.2 Contest Directors typically schedule three Programs for each category, generally in this order:
- a) **Known:** competitors fly a Known Sequence designed by the IAC. These are typically changed each year.
 - b) **Free:** competitors fly a Free Sequence they may design themselves.
 - c) **Unknown:** competitors fly an Unknown Sequence they have not seen or practiced before.
- 20.1.3 Changes to the Schedule of Programs must be approved by the Contest Jury and posted in sufficient time to notify all personnel affected by the change.
- 20.1.4 If the planned number of Programs cannot be flown in the time available, the Contest Director may, with the approval of the Contest Jury, restrict the number of Programs. Equal treatment to all categories is paramount.

20.2 Order of Flight

- 20.2.1 Within each Program competitors fly their aircraft according to the Order of Flight.
- 20.2.2 The Order of Flight will be chosen by lot by the Registrar, or determined by the IAC-approved scoring software.
- 20.2.3 The order may be modified before publication by the Registrar where conflicts arise from more than one competitor using the same aircraft, or if a competitor has accepted volunteer duties in a category prior to their flight that day of the contest.
- 20.2.4 The Order of Flight may be altered after the Program begins by the Starter or Chief Judge if required by special circumstances.
- 20.2.5 If for any reason a competitor must fly twice in the same Program, they should be scheduled with sufficient time between both flights to prepare.
- 20.2.6 Competitors who are also acting as a Safety Pilot in the same category must fly their Unknown Program before flying as a Safety Pilot for another competitor in the Unknown Program.



21 Program Forms

21.1 Program Scoresheet Styles

21.1.1 Each Scoresheet must use one of the following formats:

- a) IAC A/B/C
- b) CIVA L/R
- c) IAC L/R

21.2 Aresti Figure Construction

21.2.1 All figures drawn on Program Forms shall conform to the instructions found in Chapter 1 of the Aresti Aerobatic Catalogue.

21.3 Form A and L & R Scoresheets

21.3.1 Each figure must be listed and legible showing the Aresti Aerobatic Catalogue number, the correct K-Factor and the correct symbol(s).

21.3.2 The Total Figure K-Factor must be correct.

21.4 Forms B & C and L & R Scoresheets

21.4.1 These Forms shall contain Aresti sequence drawings:

- a) Form B and R Scoresheet will be drawn with the wind blowing from the Judging Line's right to left.
- b) Form C and L Scoresheet will be drawn with the wind blowing from the Judging Line's left to right.

21.4.2 Symbols shall be spaced so the sequence is easily followed. If needed, a dotted line or series of tiny circles will be used to lead the eye from the end of one figure to the beginning of the following figure.

21.4.3 Each figure must have a number, either directly above the small "dot" or inside an open circle, that signifies the beginning of the figure, to depict the numerical order of the sequence.

21.4.4 The notation, "Note Y Axis Entry", or "Note Downwind Entry" shall appear if the sequence does not begin upwind.

21.5 Resolving Conflicts on Program Forms

21.5.1 Conflicts internal to Form A or L/R Scoresheet shall be resolved using the Aresti Aerobatic Catalogue number.

21.5.2 Conflicts between the sequence drawings on Forms B and C, or L and R Scoresheets, shall be resolved using the Form that corresponds to the Official Wind Direction.

21.5.3 Conflicts between Forms A and B/C shall be resolved as follows:

- a) Conflicts regarding roll direction (same or opposite) shall be resolved using the drawing on Forms B/C.
- b) Conflicts regarding anything else will be resolved using the information on Form A until the first competitor in the Program has been released to the Aerobatic Box. In that case, use Form B/C.



22 The Known Program

22.1 Publication

22.1.1 Known Sequences for each category are published annually by the IAC.

22.2 Composition

22.2.1 Known Sequences are unrestricted in K value and figure selection but will be created to match the aircraft capability and experience expectations of their associated categories.

22.3 Order Within the Schedule of Programs

22.3.1 Known Programs will be flown prior to any other Programs.

23 The Free Program

The Free Program allows competitors to fly a sequence tailored to their skills and aircraft capabilities.

23.1 Sequences to be Flown During this Program

- a) Primary competitors must fly the Primary Known Sequence.
- b) Sportsman competitors may fly either the Sportsman Known Sequence or a Free Sequence.
- c) Intermediate, Advanced, and Unlimited competitors must fly Free Sequences designed according to the rules in this chapter.

23.2 Free Sequence Figure and K-Factor Limits

23.2.1 Free Sequences are limited to the maximum number of figures and Maximum Total Figure K-Factor as shown below.

Category	Maximum # of Figures	Maximum Total Figure K-Factor
a) Sportsman	12	Same as the current year's Known Sequence
b) Intermediate	15	190
c) Advanced	14	300
d) Unlimited	9	420

23.3 Floating Points

23.3.1 Competitors may reduce the Total Figure K-Factor by removing one point (the "Floating Point") from the highest coefficient figure.

Clarification: It can be difficult to make a sequence exactly match the Maximum Total Figure K-Factor. This rule allows a bit of flexibility, permitting competitors to exceed the Maximum Total Figure K-Factor by one point.

23.3.2 Both the original figure coefficient and the reduced value must be shown on the Scoresheet and the initials "F.P." written in the "Catalogue No." column.

23.4 Versatility

23.4.1 Free Sequences must include, at minimum, the following entries from the Aresti Catalogue:

23.4.1.1 Sportsman

- a) **Family 7** At least one from Half-Loop or Full Loop (7.2.1 thru 7.2.4, 7.4.1 thru 7.4.6).
- b) **Family 8** At least one.
- c) **Family 9** At least one Aileron Roll (9.1 thru 9.8).
- d) At least one Spin (9.11 thru 9.12).



23.4.1.2 Intermediate

- a) **Family 5** At least one.
- b) **Family 7** At least one Half-Loop or Full Loop (7.2.1 thru 7.2.4, 7.4.1 thru 7.4.6).
- c) **Family 8** At least one.
- d) **Family 9** At least one Aileron Roll (9.1 thru 9.8).
- e) At least one Snap Roll (9.9 thru 9.10)
or *alternatively*, at least one 4 point roll on a horizontal line (9.4.3.4).
- f) At least one Spin (9.11 thru 9.12).

23.4.1.3 Advanced

- a) **Family 1** At least one.
- b) **Family 2** At least one Rolling Turn (2.1.2 thru 2.1.3, or 2.2.2 thru 2.2.7, or 2.3.2 thru 2.3.6, or 2.4.2 thru 2.4.8).
- c) **Family 5** At least one.
- d) **Family 7** At least one.
- e) **Family 8** At least one.
- f) **Family 9** At least one Aileron Roll from *each* sub-Family (9.1, 9.2, 9.4, and 9.8).
- g) At least two Snap Rolls (9.9 thru 9.10).
- h) At least one Spin (9.11 thru 9.12).
- i) **Other** At least one figure must contain opposite Aileron or Snap Rolls (9.1 thru 9.10) not in combination with a Spin.

23.4.1.4 Unlimited

- a) **Family 1** At least one.
- b) **Family 2** At least one Rolling Turn (2.2.3 thru 2.2.7, or 2.3.2 thru 2.3.6, or 2.4.2 thru 2.4.8)
- c) **Family 5** At least one.
- d) **Family 6** At least one.
- e) **Family 7** At least one.
- f) **Family 8** At least one.
- g) **Family 9** At least two Positive Snap Rolls (9.9).
- h) At least two Negative Snap Rolls (9.10).
- i) At least one Spin (9.11 thru 9.12).
- j) **Other** At least one figure must contain opposite Aileron or Snap Rolls (9.1 thru 9.10) not in combination with a Spin.



23.5 Allowable Figures

- 23.5.1 Any figure identified in the Aresti System Catalogue may be used.
- 23.5.2 In addition, the Quarter-Clover, while normally a glider figure, may be used in Power Sportsman and Intermediate Free Sequences. K factors are the same for both Power and Glider competitors.
- 23.5.3 Figures 1.1.1.1 and 1.1.1.2 may be used only in conjunction with Family 9 rolls.

23.6 Repetition

- 23.6.1 Sportsman and Intermediate categories may repeat 1.1.1.x figures without limit.
- 23.6.2 No other repetition of Aresti Aerobatic Catalogue numbers is allowed.

23.7 Free Program Form Certification

- 23.7.1 The competitor is solely responsible for ensuring that their Free Program Forms comply with these rules.

23.8 Checklist for Free Program Forms

- 23.8.1 The following items comprise a checklist to use for checking Free Program Forms compliance.
 - a) Current IAC or CIVA forms must be used.
 - b) Forms:
 - i. Each Aresti Aerobatic Catalogue number must be entered correctly.
 - ii. The correct K-Factors must be recorded.
 - iii. The total K-Factor for each figure (including any Floating Point) must be correct.
 - iv. Each figure drawing must match the Aresti Aerobatic Catalogue number(s).
 - v. The figures must be legal drawings according to the Aresti Aerobatic Catalogue
 - vi. All drawings on the forms must be legible.
 - vii. The forms must agree with each other.
 - c) Free Sequence Figure and K-Factor Limits [23.2]:
 - i. The total number of figures must not exceed the limit.
 - ii. The Total Figure K-Factor must not exceed the limit.
 - d) Versatility [23.4]:
 - The sequence must include all specified items.
 - e) Allowable Figures [23.5]:
 - The sequence must include only allowed figures.
 - f) Repetition [23.6]:
 - The sequence must not repeat any catalog numbers except as allowed.



24 The Unknown Program

24.1 Sequences to be Flown During This Program

- a) Primary and Sportsman competitors must fly the same sequence they flew in the Free Program.
- b) Intermediate, Advanced, and Unlimited competitors must fly Unknown Sequences provided by the IAC.

24.2 Receipt of Sequences

- 24.2.1 IAC Headquarters will provide the Contest Director, or a designated representative, with Unknown Program Forms.
- 24.2.2 They shall check these forms for legality prior to the start of the contest and notify the IAC of any issues found.

24.3 Distribution

- 24.3.1 The Unknown Sequence Forms will be made available to the competitors by the Contest Director no less than twelve (12) hours prior to the flight.
- 24.3.2 The minimum time may be waived if there is unanimous agreement among all pilots in the affected category.

24.4 Practice

- 24.4.1 Practice of Unknown Sequences is prohibited.

24.5 General Restrictions

- 24.5.1 The figures utilized in the design of the Unknown Sequences must be taken only from Allowable Figures for Unknown Sequences.

Exception: The Quarter-Clover, normally a glider figure, is allowable in Intermediate Unknown Programs.

- 24.5.2 For all Categories:

- a) There will not be more than one (1) snap roll (Sub-Family 9.9/9.10) per figure.
- b) Maximum of one (1) Horizontal 8 from Sub-Family 7.8.1 to 7.8.8.
- c) Maximum of one (1) spin from Sub-Family 9.11/9.12.

**24.6 Restrictions by Category**

24.6.1 Number of Figures and Total Figure K-Factor are restricted as follows:

Category	Number of Figures		Maximum Total Figure K -Factor
	Minimum	Maximum	
a) Intermediate	6	12	175
b) Advanced	10	14	275
c) Unlimited	10	14	400

24.6.2 Rolls are restricted as follows:

- a) Intermediate
 - i. No unlinked rolls.
 - ii. Snap rolls are not permitted following Half-Loops (Sub-Family 7.2) within a figure.
- b) Advanced
 - i. A minimum of 2 and a maximum of 3 snap rolls.
 - ii. Rolls are not permitted on any downline containing a spin.
 - iii. Unlinked rolls are permitted, but only on *straight* horizontal lines with a maximum of 10 stops per line.
- c) Unlimited
 - i. Maximum of 6 snap rolls, only 4 of which may be from the same Sub-Family (9.9, 9.10).
 - ii. A minimum of one snap roll must be a vertical climbing maneuver (Sub-Family 9.9.1, 9.9.6, 9.10.1, 9.10.6).
 - iii. Unlinked rolls are permitted, but only according to the following table:

Line Direction	Total Rotation	Max Stops	Type
Horizontal	Any	10	Any
Vertical up	450°	4	Aileron Only
Vertical Down	360°	3	Aileron Only
45° Up (see exception below)	540°	4	Aileron Only

Exception: An aileron or snap roll element may be added after a spin.

Exception: On a 45° up line, an aileron roll may be followed by a snap roll given the following constraints:

- a) Families 1, 7, and 8 only.
- b) The line is set initially with a positive attitude from a positive Looping Line.
- c) The total rotation limit remains 540°.
- d) The maximum number of stops is reduced to 3.

Clarification: This exception implies:

- a) The line will be solid, not dashed.
- b) Only certain half and full aileron rolls are allowed (9.1.2.2, 9.1.2.4, 9.2.2.4, 9.4.2.2).
- c) Only certain half and full snap rolls are allowed
- d) (9.9.2.2, 9.9.2.4, 9.10.2.2, 9.10.2.4)



25 Program Briefing

- 25.1.1 Program Briefings are mandatory for all contest officials and competitors.
- 25.1.2 Notification of time and place will be given in advance.
- 25.1.3 The briefing will be officiated by the Chief Judge(s) or their representative.
- 25.1.4 Program Briefings may be given for each Program individually or combined into a daily briefing.
- 25.1.5 The briefing will include, at a minimum:
 - a) Roll call and Order of Flight.
 - i. Competitors must answer roll call in person. Competitors who miss roll call, without prior Contest Director permission, shall be assessed a Procedural Penalty to their next Performance.
 - ii. The Chief Judge, or contest personnel designated by the Chief Judge, shall provide the competitor a special briefing of the portion of the briefing missed before the competitor flies.
 - iii. The Contest Jury has the right to waive the penalty due to circumstances beyond the competitor's control.
 - iv. Any Late Arrivals authorized by the Contest Director will be disclosed.
 - b) Introduction of Judges, Starter, Contest Jury, and other contest officials.
 - c) Introduction of government officials.
 - d) Weather forecast and winds aloft.
 - e) Official wind direction for the flight(s) immediately following the briefing.
 - f) Position of the Aerobatic Box, Judging Line, and Deadline if applicable.
 - g) Starting procedures.
 - i. Location of dead prop area(s), if any.
 - ii. Taxi, take-off, and holding procedures.
 - iii. Noise abatement procedures and location of any noise sensitive areas.
 - iv. Traffic pattern.
 - v. Aborts by competitors on the ground and in the air.
 - vi. Location of Sterile Area.
 - h) Radio procedures and frequencies.
 - i) Recall signals. Briefing of the recall signal shall include the phrasing to be used in the event of a recall, and the types of instructions that will be given in the event of a traffic conflict.
 - j) Optional Safety Check maneuver.
 - k) Official contest working hours.
 - l) Low Lines.
 - m) Personnel permitted on the judging line.
 - n) Review of the Incident Response Plan.

26 Grading Judge Concepts

26.1 Grading of Figures

- 26.1.1 Grading Judges must independently and dispassionately assess the quality of every figure, against the standard of perfection, during each Performance.

Clarification: To judge dispassionately means to disregard the subjective factors of the flight (e.g., aircraft noise or speed, difficulty of the sequence), as well as feelings about each competitor, etc.

- 26.1.2 Judges shall assign one overall grade for each numbered figure and Presentation.
- 26.1.3 A grade of ten (10.0) represents a perfect figure in which the judge saw no deviations from the prescribed criteria.
- 26.1.4 Judges shall deduct points in multiples of 0.5 as defects are observed.
- 26.1.5 A grade of zero (0.0) is the lowest possible grade for a figure.
- 26.1.6 The Grading Judge shall ensure that the numerical grades are recorded to one decimal place.
- Example:** A grade of 1 will be recorded on the Scoresheet as “1.0”; a grade of 10 will be recorded as “10.0”; a grade of 3.5 will be recorded as “3.5”.
- 26.1.7 In certain cases, judges cannot award a numeric grade and an “HZ” (Hard Zero) or “A” (Average) will be entered instead.
- 26.1.8 Figures begin and end in wings-level, horizontal flight, aligned with a box axis.
- 26.1.9 The grading of each figure begins upon departure from horizontal flight and ends upon resumption of horizontal flight.

Exception: Square and Octagon Loops (Aresti Aerobatic Catalogue numbers 7.4.3 thru 7.4.6) have special criteria for the final line; see the Family-Specific Grading Criteria.

- 26.1.10 Judges must base deductions solely on the criteria specified in this rule book.

26.2 Zeros

- 26.2.1 There are two types of zeros. The correct one to mark on the Scoresheet depends on the judge's reason for giving the zero:
- a) Numeric Zeros. The figure is basically correct but contains one or more errors that cause the grade to fall to zero by accumulation of downgrades. Judges shall record a numeric zero with the mark “0.0”.
 - b) Hard Zero. The figure is so incorrect, according to the rules below, it cannot be subject to grading at all. Judges shall record a Hard Zero with the mark “HZ”.
- 26.2.2 The judge must state the reason for the zero, regardless of type, in the Remarks column.
- 26.2.3 If a figure could be given either zero, Hard Zero (HZ) takes precedence over numeric zero (0.0).

26.3 Hard Zeros

- 26.3.1 Hard Zeros must be given for:
- a) Omitting a figure. An HZ will be awarded to the missing figure and scoring will resume with the next figure.
 - b) Adding a figure. An HZ will be given to the figure that was supposed to be flown. If the competitor then flies the figure that should have been flown, judges must ignore it and resume scoring following that figure. Aerobatic figures added at end of the Performance will be penalized by changing the grade of the last non-HZ figure to an HZ, regardless of how many figures were added. Upright turns to exit the box are not added figures.
 - c) Any single deviation in geometry, flight path, entry or exit direction, attitude, or rotation of 90 degrees or more. In this case the figure is given an HZ and scoring continues with the next figure.



Example 1: Flying a figure, or part of a figure, in the wrong direction on the X Axis.

Example 2: Over-rotation of a snap roll by 90 degrees or more.

- d) Failure to meet certain Family-Specific Grading Criteria for a figure.

26.4 Averages

- 26.4.1 If a judge misses seeing a figure, or any part of a figure, such that a grade cannot be given with full confidence, the judge may not grade the figure. Instead, judges shall record a letter "A" in the grade block.

26.5 Benefit of the Doubt

- 26.5.1 When there is any question about exactly what was observed, the benefit of the doubt shall always be given in the competitor's favor.
- 26.5.2 If a competitor's actions can be understood in more than one way (e.g. an Implicit Interruption vs. an added figure), the interpretation most favorable to the competitor will be chosen.

26.6 Corrections Within figures

- 26.6.1 Pilots are required to correct errors in a figure element prior to or within the execution of the following element.

Example: If a stop of a Hesitation Roll is 5° over the specified rotation angle, there should either be a 5° rotation back to the correct angle or the next roll element should rotate 5° less to correct the prior error.

- 26.6.2 Downgrades are always made for the original error but not for any corrections which immediately follow.

Example: Over-rotating a roll and rolling the wings back again must be penalized for the over-rotation, but not penalized a second time for resuming the correct geometry afterwards.

- 26.6.3 When a downgrade in geometry (pitch, roll, yaw) is observed for one element within a figure, any immediately following element within the same figure is not downgraded a second time for any misaligned entry geometry.

Example: The first point of a 4-point roll stops at 100° of rotation. The second point stops exactly at 180° of rotation. There is no downgrade for the second 80° of rotation.

26.7 Corrections Between Figures

- 26.7.1 If any errors observed immediately following the final element of the preceding figure are corrected before beginning the subsequent figure, only the preceding figure shall receive the deduction.
- 26.7.2 Failure to correct such errors shall result in a downgrade to both figures.

26.8 No Line Between Figures

- 26.8.1 If there is no discernible horizontal line between figures, deduct one (1) point from each figure.

26.9 Directionality

- 26.9.1 Any figure entry or exit lines drawn aligned on the X axis must be flown in the direction as depicted, either into or away from the official wind.

- 26.9.2 Any Interior Lines and Looping Lines drawn on the X axis must be flown in the direction depicted.

Clarification: Turns, Hammerhead pivots and Tailslide pivots are not Interior Lines or Looping Lines. These elements may therefore be flown in any manner that matches all figure-Specific Criteria and preserves the correct entry and exit direction and orientation.

- 26.9.3 Figures flown on the Y axis may be flown in either Y direction (toward or away from the Judge Line).

Exception: When a figure is drawn with both entry and exit lines on the Y axis, the exit must be flown as depicted, with the exit in the same or opposite direction relative to the entry.

Example: These figures have both entry and exit lines on the Y Axis. The exit line for the figure on the left must be flown in the *opposite* direction of the entry line. The exit line for the figure on the right must be flown in the *same* direction as the entry line.



26.10 Autorotation

- 26.10.1 At certain angles of attack, rudder input causes an aircraft to rotate about both the yaw and roll axes. The rotation continues if the rudder is continuously applied and the angle of attack is maintained, even if the ailerons are centered. This regime is called “autorotation”.

Clarification: If the yaw component of rotation ceases, Autorotation has ended.

27 Basic Criteria for Judging Aerobatic Figures

27.1 Flight Path

- 27.1.1 The Flight Path is the movement of the aircraft’s center of gravity through the sky. Judging the flight path consists of comparing the observed path with fixed references such as the horizon or the X and Y axes of the Aerobatic Box.

27.2 The Zero-lift Axis

- 27.2.1 The aircraft’s zero-lift axis is the attitude at which the wing produces no lift. It is a function of the wing’s airfoil shape and Angle of Incidence relative to the fuselage.
- 27.2.2 When an aircraft’s flight path, in a zero-wind condition, is exactly 90 degrees to the horizon, the wings are being held at the correct angle to produce no lift.

Clarification: The longitudinal axis of some aircraft does not match the zero-lift axis. Aircraft types whose zero-lift axis does not pass through the tail will make a spiral with the tail during a perfect vertical roll. During a true vertical roll, in all aircraft, the aircraft’s wings will constantly be parallel to the horizon.

27.3 Vertical Lines

- 27.3.1 Vertical lines are judged on the attitude of the aircraft, according to its zero-lift axis, and not the flight path.

Clarification: When there is wind of any kind, the observed flight path will be offset from true vertical by some degree. This wind effect must be completely ignored by the judge.

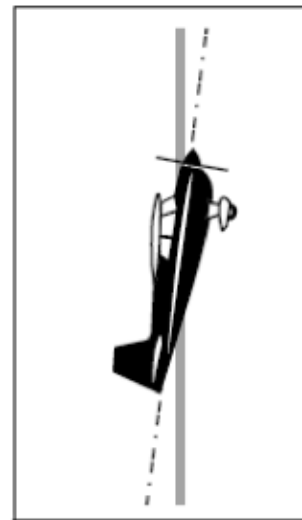
- 27.3.2 The wings must be aligned with a box axis and the horizon.

27.4 45 Degree Lines

- 27.4.1 45 Degree lines are judged according to the perfect vertical attitude plus or minus 45 degrees.

Clarification: When flown into the wind, an aircraft with a correct 45 degree attitude may have a flight path that is steeper than 45 degrees while the opposite is true when flown downwind.

- 27.4.2 The aircraft’s heading must remain parallel to the X or Y axis.



Vertical lines are judged according to the aircraft’s Zero-Lift Axis, not its longitudinal axis.



27.5 Horizontal Lines

27.5.1 Horizontal lines are to be flown at a constant altitude and judged on flight path, not attitude.

Clarification: The attitude required to maintain level flight varies with aircraft type and airspeed.

27.5.2 The aircraft's heading must remain parallel to the X or Y axis.

27.6 Deducting for Errors in Angle: The One Point for Every 5 Degrees Rule

27.6.1 Deduct 0.5 points for every 2.5 degrees of angular error or fraction thereof.

Clarification: Any perceptible error up to 2.5 degrees should receive a deduction of 0.5 points, errors greater than 2.5 degrees but less than 5 degrees should receive a deduction of 1.0 points, and so on.

Example: An example of a 0.5 point deduction on a vertical line due to 2.5 degrees of yaw error.



Clarification: This rule and the Hard Zero rule interact in the following ways:

Individual Error	Grade
< 50°	Deduct 1.0 point for every 5 degrees. Continue grading.
≥ 50° to < 90°	The maximum deduction of 10.0 point is reached. The Grade is 0.0.
≥ 90°	The figure receives a Hard Zero.

27.7 Deductions

27.7.1 In cases where a specific deduction value is not specified, the judge shall apply a deduction proportional to the error.

27.7.2 Common deductions are marked with icons in the margin for easy identification.

- HZ Hard Zero criteria.
- MR Matching Radii criteria
- ML Matching Length criteria
- 1 A specific point deduction is mentioned.
- 5° The One Point for Every 5 Degree rule is repeated for clarity.

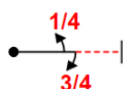
27.8 Unlinked Rolls

27.8.1 The rotation rates of the rolls do not have to match each other.

27.8.2 The rolls must have a brief pause between them.

27.8.3 The pilot may elect to fly the first roll in either direction, but the second roll must be in the correct direction relative to the first.

Example:

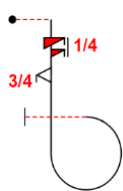


If the $\frac{1}{4}$ roll in this figure is flown to the left, the $\frac{3}{4}$ roll must be flown to the right.

- 27.8.4 The direction of a snap roll or spin is determined by the rotation on the roll axis.

Clarification: Negative spins and snaps have a roll axis rotation in the opposite direction of the yaw axis rotation, relative to the aircraft.

Example:



This P Loop begins with a negative spin followed by a $\frac{3}{4}$ positive snap in the opposite direction. If the aircraft is flying from left to right inverted and performs the negative spin with right rudder, the aircraft will yaw right and roll **left**. At the conclusion of the spin the top of the airplane will face the judges. The positive snap must be in the opposite direction, performed with right rudder, to cause the aircraft to yaw right and roll **right**. After the snap the right side of the aircraft will face the judges. The pilot can now perform the $\frac{3}{4}$ loop and end in inverted flight headed to the judge's left.

27.9 Variations in Line Length

- 27.9.1 Interior Lines are straight lines within a figure, other than the horizontal entry and exit lines. Interior Lines are preceded and followed by Looping Lines.

Exception: The vertical Interior Lines of Stall Turns and Tailslides begin or end with the pivot or backwards slide/pitch of those figures.

- 27.9.2 Interior Lines do not have to be of equal length.

Exception: Some figures in Family 3 and 7 do have this requirement.

- 27.9.3 If any kind of roll is placed on an Interior Line, the lengths of the two parts of the line (Line Segments) before and after the roll must be equal.

Exception: Rolls following spins do not have to be centered.

- 1 27.9.4 If within a figure, two or more Interior Lines, or Line Segments, must be of the same length, an observed variation is penalized by reducing the grade in the following manner:

- a visible variation less than 2:1 - 1 point deduction;
- variation from 2:1 but less than 3:1 - 2 point deduction;
- variation of 3:1 or more - 3 point deduction;
- no line before OR no line after - 4 point deduction;
- no line before AND no line after - 2 point deduction.

- 27.9.5 The basis for judging line length is the first Interior Line or Line Segment flown.

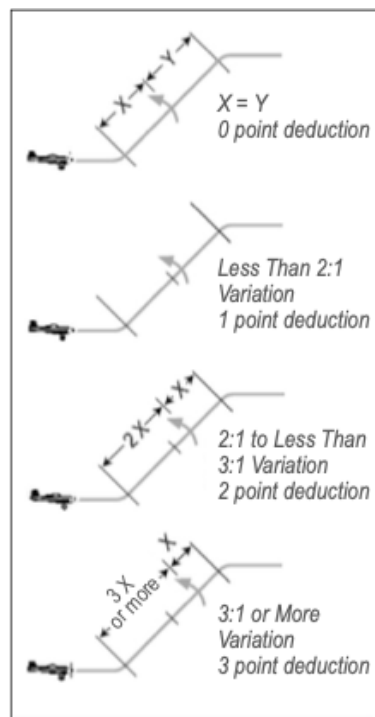
27.10 Looping Lines

- 27.10.1 Looping Lines are vertically curving flight paths that connect to straight lines (horizontal, vertical, or 45 degree) or other Looping Lines (as in the case of Reversing Loops). They are either positively loaded (aka "pulls") or negatively loaded (aka "pushes").

Clarification: Looping Lines of arc angles less than 180 degrees are drawn as sharp angles instead of curves. These are called "corners" in this rule book but are flown like any other Looping Line.

- 27.10.2 Looping Lines must have a constant radius.

- 27.10.3 Looping Lines must be wind corrected as indicated by the flight path of the aircraft.





Clarification: The wind correction requirement is only regarding the roundness of the Looping Line and not for the effect of crosswind. Therefore, no deduction is given if the finish point is displaced relative to the start point in a direction perpendicular to the plane of the loop.

- 27.10.4 There are no standardized deductions for observed changes in the radius of Looping Lines. A judge must, therefore, develop a consistent and objective method for grading them.

Example 1: Deduct 1 point for each just-visible variation in the radius and 2 points for each major deviation from a constant radius.

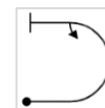
Example 2: For Looping Lines of 180° or greater, use the first quarter of the loop as the basis for evaluating the remainder of the loop. For each remaining quarter: a visible variation from the first quarter results in a 1-point deduction; a 1:2 variation results in a 2-point deduction; and more than a 1:2 variation results in a 3-point deduction.

These are just two examples. Other methods are equally acceptable, as long as those methods meet the standards of objectivity and consistency of results.

27.11 Looping Lines with Connected Rolls

- 27.11.1 When a Looping Line is immediately preceded or followed by one or more rolls that are to be flown on a horizontal line, there may be a pause between the roll and Looping Line.

- 27.11.2 Any pause between the roll and Looping Line must be short.



27.12 Looping Lines with Integrated Rolls

- 27.12.1 Rolls may appear on Looping Lines. The rolls must be centered symmetrically about the apex or nadir and be integrated into the radius.

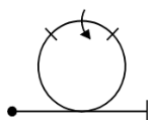
≥2

- 27.12.2 If any part of the roll or roll combination is flown on a straight line, deduct at least two (2) points.

5°

- 27.12.3 If the roll or roll combination is not centered about the apex/nadir point, deduct one (1) point for every five (5) degrees of arc that the entire roll or roll combination is off center.

Example:



If the roll begins 5 degrees before the apex and ends 15 degrees after the apex, the middle point of the roll is 5 degrees off center, which is a 1.0 point deduction.

Clarification: The pause between rolls in a roll combination need not occur at the apex/nadir.

MR

27.13 Families with Matching Radii Requirements

- 27.13.1 For figures containing more than one Looping Line, there may be an additional requirement for two or more of them to have matching radii.

- 27.13.2 Cases where radii must match are called out in Family-Specific Grading Criteria. For easy reference the affected families are:

Family	Figures	Name
a) Family 3	ALL	Combination of Lines
b) Family 7	7.4.3 to 7.4.6 7.4.7 to 7.4.14 7.5 7.6 7.8	Segmented loops Reversing Whole Loops Horizontal Ss Vertical Ss Figure 8s
c) Family 8	8.6.9 to 8.6.16 8.10	Reversing P Loops Reversing 1 ¼ Loops

- 27.13.3 Except for these cases there is no requirement for radii to match within a figure.

- 27.13.4 There is no standardized downgrade for mismatched radii.

27.13.5 All matching radii must be the same size as the first radius.

27.14 Wind Correction

5° 27.14.1 Competitors may attempt to correct for wind drift but if these corrections are visible to the judge the standard deduction of one (1) point per five (5) degrees of heading deviation must be given.

27.14.2 Even if it is clearly evident that the aircraft has moved laterally within the Aerobatic Box, if the method of that movement cannot be detected by the judge, no deduction for such correction should be made.

2 27.15 Scorability

27.15.1 For each figure that cannot be properly graded because of viewing angle or distance, deduct 2 points.

Clarification: Obscuration of the aircraft is not grounds for a deduction.

28 Family-Specific Grading Criteria

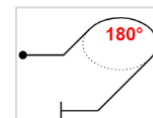
28.1 About this Section

28.1.1 In addition to universal rules about lines, radii, and rolls, there are exceptions and rules unique to certain Family-Specific Grading Criteria.

28.1.2 In the absence of specific instructions, figures are graded according to the Basic Criteria for Aerobatic Figures.

28.2 Family 0.0 - Wingover

28.2.1 The Wingover begins with a climbing coordinated turn, with the turn begun immediately after the climb is initiated. The Wingover is assigned a pseudo Catalogue number of 0.0. and a K-Factor of 8.



5° 28.2.2 Climb and turn will be timed so that at the top of the climb, the aircraft's heading is 90 degrees off the original heading, the wings are perpendicular to the horizon, and the longitudinal axis of the aircraft is horizontal. If there are any errors in heading or angle at this point in the figure, deduct one (1) point for every five (5) degrees.

28.2.3 The second half of the wingover is a continuation of the turn, now on a descending flight path, returning to horizontal flight on the reciprocal of the entry heading.

28.2.4 The 180 degree change of heading must be flown at a constant rate of turn.

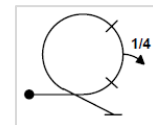
28.2.5 The bank angle must be constantly and smoothly changed throughout the turn, stopping only briefly as the roll direction is reversed at the 90 degree point of turn.

28.2.6 There shall be no change in the rate of roll or turn.

28.2.7 There shall be no complete stoppage of the rate of roll or turn.

28.3 Family 0.1-0.2 Quarter-Clover

28.3.1 The quarter-clover is a loop with a quarter roll evenly integrated either within the first half-loop up (Sub-Family 0.1) or within the second half-loop down (Sub-Family 0.2). The Quarter-Clover is assigned a pseudo-Catalogue number of Sub-Family 0.1, with a K-Factor of 16, or of Sub-Family 0.2, with a K-Factor of 13.



28.3.2 In either case, the exit direction of flight will be 90 degrees to the entry heading.

28.3.3 For the Sub-Family 0.1 quarter-clover, the roll must begin simultaneously with the pitch up and continue at a constant rate such that the aircraft reaches the top of the loop inverted with the fuselage horizontal and the longitudinal axis 90 degrees from the start direction. The second half loop down is conventional, like the second half of a 7.4.1.1.



- 28.3.4 For the Sub-Family 0.2 quarter-clover, the first half-loop up is like the first half of a 7.4.1.1. Immediately upon completing the first half-loop, the aircraft must begin a constant rate quarter roll so as to reach upright, wings-level horizontal flight at the bottom of the second half-loop.
- 28.3.5 The second half-loop of a Figure 0.1 Quarter-Clover and the first half-loop of a Figure 0.2 Quarter Clover must be wind corrected to maintain a constant radius.
- 1 28.3.6 If the roll rate changes, deduct one (1) point for each change.
- 5° 28.3.7 For failure to begin or end the loop and roll simultaneously, deduct one (1) point for every five (5) of degrees of roll or pitch deviation.

28.4 Family 2 - Turns

- 28.4.1 Family 2 includes Competition Turns and Rolling Turns. This section describes rules common to both types of turns.
- 28.4.2 There must be a constant rate of turn. Deduct for each variation.
- 28.4.3 Make no downgrade for the effects of wind on a turn.
- 28.4.4 Turn direction is up to the competitor provided any X axis entry and exit lines are flown in the correct direction.

Example:



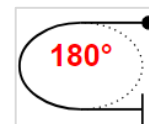
This 180° turn starts and ends on the Y axis. The drawing may imply that the turn must be made to the judge's right, but that is not the case. The competitor has freedom to fly the turn in either direction.

- 5° 28.4.5 The altitude must be constant. If the altitude changes, deduct one (1) point for every five (5) degrees or 100 feet.
- 5° 28.4.6 If the exit heading is not parallel to the proper axis, deduct one (1) point for every five (5) degrees.

28.5 Sub-Family 2 - Competition Turns

- 28.5.1 Competition turns should not be confused with standard coordinated turns. In aerobatic competition, a turn is divided into three distinct phases:

- establishing a bank of at least 60° while maintaining the initial heading;
- a heading change of 90°, 180°, 270°, or 360°; and
- a roll back to straight and level flight while maintaining the final heading.



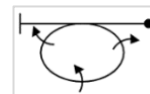
- 5° 28.5.2 After the roll to a bank angle of at least 60° is complete, the heading change must begin. A pause is permitted between the end of the roll and the start of the heading change. If the heading changes before the bank angle is established, deduct one (1) point for every five (5) degrees for any bank angle less than 60°.
- 5° 28.5.3 If there is any change to the established angle of bank, deduct one (1) point for every five (5) degrees.
- 1 28.5.4 When the aircraft reaches the exit heading, the heading change must stop on the correct box axis while maintaining the chosen bank angle, followed by a roll back to wings level using a rate of roll equal to the entry roll. A pause is permitted between the end of the heading change and the start of the roll. If the entry and exit roll rates do not match, deduct one (1) point.

Clarification: The direction of the turn is up to the competitor, provided the entry and exit headings are aligned with the correct axes.

- 5° 28.5.5 If the roll to wings level begins prior to stopping the turn, deduct one (1) point for every five (5) degrees of bank angle change that occurs prior to the heading change stop.

28.6 Sub-Family 2 - Rolling Turns

28.6.1 Rolling turns combine a turn of a prescribed amount with rolls integrated throughout the turn. Rolls may be in the same direction as the turn ("to the inside") or opposite the turn ("to the outside"). Rolls may alternate in direction.



HZ 28.6.2 If the rolls are not flown in the correct direction and quantity, mark the figure HZ.

Clarification: If an improper direction of roll is initiated but reversed to the correct direction before ninety (90) degrees of roll is exceeded, a deduction of one (1) point for every five (5) degrees of the improper roll shall be made.

HZ 28.6.3 If any of the rolls exhibit Snap Roll Autorotation, mark the figure HZ.

28.6.4 While the judge may expect the aircraft to be upright or inverted at certain points in the turn, the downgrades for these figures are based only on changes to rate of roll, rate of turn, and altitude.

28.6.5 There must be a constant rate of roll. Deduct for each variation.

28.6.6 The rate of roll must not stop (aside from any brief pause when changing roll directions). Deduct for each stop.

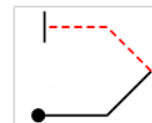
5° 28.6.7 For a rolling turn with rolls in alternating directions, the aircraft must change direction of roll at a wings-level attitude. If the roll direction reverses before or after the wings-level attitude, deduct one (1) point for every five (5) degrees of bank angle error at direction reversal.

5° 28.6.8 The turn and the rolls must finish at the exact same time. If the turn and rolls do not finish at the same time, deduct one (1) point for every 5 degrees of roll remaining at the completion of the turn, or turn remaining at the completion of the roll.

28.7 Family 3 – Combinations of Lines

ML 28.7.1 All Interior Lines must be equal in length.

MR 28.7.2 All corners must have matching radii.



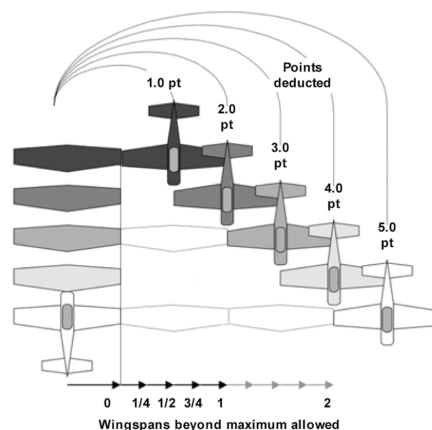
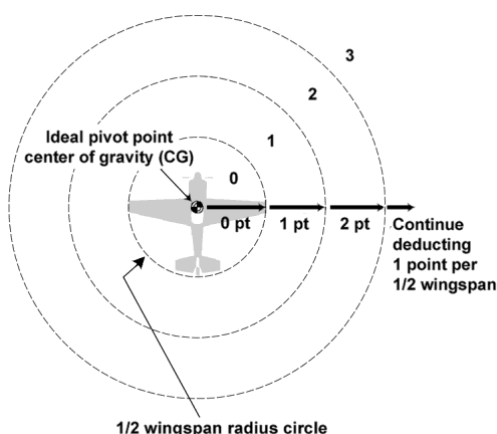
28.8 Family 5 – Stall Turns (aka "Hammerheads")

28.8.1 A hammerhead is a 180 degree yaw rotation, in either direction, at the top of a vertical line.

28.8.2 The vertical up line, vertical down line, and 45 degree entry/exit lines (if present) may all be of different length. Therefore, the altitude of the horizontal lines at the start and finish of the figure may be different.



1 28.8.3 The pivot begins when the aircraft starts to yaw or when it starts to backslide prior to yaw. The pivot ends when the aircraft is established on the downline. During the pivot, the aircraft's CG may displace by up to one-half wingspan without penalty. The penalty for any additional displacement, either laterally or vertically, is one point per half wingspan.





- 5° 28.8.4 If there is any rolling or pitching motion during the pivot, deduct one (1) point for every five (5) degrees.
- 28.8.5 During the pivot, there is no deduction for any CG lateral motion caused by wind drift.

28.9 Family 6 – Tailslides

- 5° 28.9.1 In a tailslide, the aircraft climbs vertically, stops, and slides backwards vertically before pivoting on the pitch axis to recover in a vertical down line.

Clarification: Leaning into the slide to better control the pivot direction is common practice. Regardless, the standard deduction of one (1) point for every five (5) degrees of deviation applies.



- HZ 28.9.2 There are two types of tailslides: wheels-down (also called “canopy-up”) and wheels up (also called “canopy-down”). If the aircraft pivots the wrong way, mark the figure HZ.

Clarification: The wheels-down tailslide is depicted in the Aresti diagram with a curved solid line at the top of the tailslide symbol. The wheels-up tailslide is depicted with a curved dashed line. These curved lines are always drawn, for convenience only, on the X axis.

- HZ 28.9.3 The backwards slide begins when the aircraft ceases upward motion. The aircraft must slide backwards at least one-half of the fuselage length. If it fails to do so, mark the figure HZ.

- 28.9.4 Following the backwards slide, the aircraft must then pivot in the correct direction to a vertical down position.

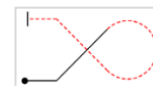
Clarification: The aircraft is allowed to swing past the vertical before establishing the downline.

- 28.9.5 The slide portion of the figure ends when the vertical downline is established.

28.10 Sub-Family 7.3 – Three-Quarter Loops (aka “Goldfish”)

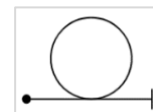
- 28.10.1 These figures are simply $\frac{3}{4}$ loops with 45 degree entry and exit lines.

- 28.10.2 The 45 degree lines may be of any length.



28.11 Sub-Family 7.4.1-7.4.2 – Full Loops

- 28.11.1 Full loops (7.4.1.x and 7.4.2.x) are judged in accordance with the rules on Looping Lines. There are no family-specific grading criteria for full loops.



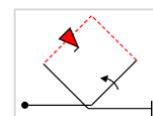
28.12 Sub-Family 7.4.3 – 7.4.6 – Square, Diamond, and Octagon Loops

- 28.12.1 The normal criteria for horizontal lines, vertical lines, 45 degree lines, and radii apply.

- ML 28.12.2 All lines must be the same length as the first line. If they are not of equal length, deduct according to Variations in Line Length.

Clarification: Square and Octagon loops end when the length of the final horizontal line equals the length of the first line or when the next figure starts, whichever occurs first. If any final line is seen, regardless of length, the No Line Between Figures downgrade does not apply.

Example: If no final line is seen on a Square or Octagon Loop before initiating the next figure, a four (4) point deduction applies to the loop according to Variations in Line Length with a further downgrade of one (1) point on the subsequent figure for No Line Between Figures.

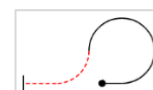


- MR 28.12.3 All corners must have matching radii.

28.13 Sub-Family 7.4.7-7.4.14 – Reversing Whole Loops

- 28.13.1 Reversing Whole Loops are loops in which a reversal in direction is made after completing either the first or third quarter.

- 28.13.2 The change in loading (positive/negative) must be immediate, with no line added between the two Looping Segments.



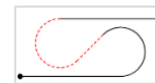
- MR 28.13.3 The Looping Lines must have matching radii.

Clarification: If the radii match, the figure will begin and end at the same altitude.

28.14 Sub-Family 7.5.1-7.5.8 Horizontal S's

MR 28.14.1 The Looping Lines must have matching radii.

28.14.2 The entry/exit lines must be at the same height as the apex/nadir of the Looping Lines.

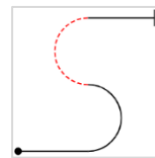


28.15 Sub-Family 7.5.9-7.5.10 – Vertical S's

28.15.1 These figures are accomplished with two joined half-loops flown in opposite directions.

28.15.2 The two half-loops must be flown as a continuous Looping Line when there is no roll between the half-loops.

28.15.3 If a roll is performed between the half-loops, it must be performed on a horizontal line. There may be a brief pause before and after the roll.



MR 28.15.4 The half-loops must have matching radii.

28.16 Sub-Family 7.8.1-7.8.16 – Horizontal 8's and Horizontal Super 8's

28.16.1 These figures are combinations of lines, 3/4 loops, and 5/8th loops, with special criteria.

MR 28.16.2 The Looping Lines must have matching radii.

28.16.3 The centers of the Looping Lines must match in altitude.

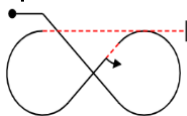
Clarification: This means the 45 degree line must be sized correctly so the Looping Line apexes match each other and the Looping Line nadirs match each other.

28.16.4 Horizontal entry and exit lines must be at the height of the apex or nadir of the loops, as appropriate. The entry or exit lines must match.

Exception: The initial or final 45 degree lines may be extended if they contain:

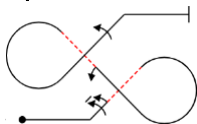
- Any single linked roll of more than 360 degrees, or
- Two unlinked rolls.

Example 1:



This Horizontal 8 has two 45 degree lines. If this figure is flown correctly the starting and ending altitudes must be the same, despite the drawing which shows the entry line extended. The drawings of 8s often do not match the mandated shape.

Example 2:



This Horizontal Super 8's three 45 degree lines are each handled differently:

- The initial 45 degree line has a 1 1/2 roll on it. This line may be extended to any length. If this line is too short, a deduction proportional to the error must be applied.
- The second 45 degree line must always be sized so the loop height extents exactly match. If the loop heights don't match, a deduction proportional to the error must be applied.
- The third 45 degree line has a single roll on it. This line must be sized so the horizontal exit line is at the same altitude as the apexes of the loops. If this line is either too long or too short a deduction proportional to the error must be applied.

28.17 Sub-Family 7.8.17-7.8.22 – Vertical 8's

28.17.1 When a roll is performed between the loops, there must be no line before or after the roll.

MR 28.17.2 The loops must have matching radii.

Clarification: Unless there is a roll between the loops, proper wind-correction will result in the two loops being directly above one another.

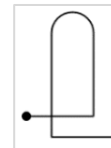




28.18 Sub-Family 8.4 and 8.8 – Humpty Bumps and Double Humpty Bumps

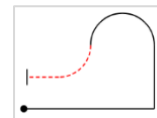
28.18.1 There is no requirement for any of the radii to be equal.

28.18.2 There is no requirement for any of the line lengths to be equal.



28.19 Sub-Family 8.6.9 to 8.6.16 and 8.10 Reversing P Loops and Reversing 1 ¼ Loops

28.19.1 The change in loading (positive/negative) must be abrupt, with no line added between the two Looping Lines.



MR

28.19.2 The Looping Lines must have matching radii.

28.20 Sub-Family 9.1 – Aileron Rolls (aka “Slow Rolls”)

1

28.20.1 Slow Rolls must be flown at a constant roll rate. If there is any variance in the roll rate, deduct one (1) point per variation.



Example: A 180 degree roll is expected. The airplane rolls quickly to 135 degrees, the rotation slows dramatically for the last 45 degrees, but the roll finishes at the correct angle. This is a one (1) point penalty.

5°

28.20.2 The rotation must end with a precise stop with the wings at the desired degree of rotation. If there is any over or under rotation, deduct one (1) point for every five (5) degrees.

Example 1: A 360 degree roll is expected. The airplane rotates 365 degrees then corrects. A one (1) point downgrade applies to the 5 degrees of rotation error.

Example 2: A 180 degree roll is expected. The airplane rotates 130 degrees and stops, then corrects to 165 degrees. The downgrade is 10.0 points. If the rotation had slowed instead of stopped the downgrade would be 4.0 points, 1.0 point for the slow down and 3.0 points for the final angle error.

Example 3: A 360 degree roll is required, but the aircraft rotates 270 degrees, briefly stops, and then finishes the full roll. This is a 90 degree error resulting in an HZ for the figure.

28.20.3 When executing any aileron roll on horizontal and Looping Lines, the aircraft's CG trajectory must continue, during the rolling portion of the figure, to appear exactly the same as if there had there been no roll.

28.20.4 When executing any aileron roll on 45 and vertical lines, the zero-lift axis must remain, during the rolling portion of the figure, at the same attitude to the flown line as if there had there been no roll.

28.21 Sub-Family 9.2-9.8 – Hesitation Rolls

28.21.1 These rolls are judged on the same criteria as Slow Rolls, except the aircraft must pause during the roll a pre-stated number of times, e.g., 2, 4 or 8.



5°

28.21.2 For any error stopping the roll at the appropriate portion (e.g., 180°, 90°, 45°, or 22.5°) of a full roll, deduct one (1) point for every five (5) degrees of error.

1

28.21.3 The rates of roll between each point must match. For each roll rate observed to be different from the first, deduct one (1) point.

1

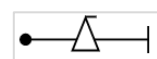
28.21.4 The duration of the pauses at each point must match. For each pause duration observed to be different from the first, deduct one (1) point.

HZ

28.21.5 Each pause must be clearly recognizable to the judge. If a pause is not seen, mark the figure HZ.

28.22 Sub-Family 9.9 – Positive Flick Rolls (aka “Positive Snap Rolls”)

28.22.1 A snap roll is an Autorotation at a high angle of attack.



HZ

28.22.2 The judge must see two things to determine that a positive snap roll has been correctly initiated:

- a rapid and clearly visible pitch rotation in the nose up / tail down sense.
- visible yaw rotation followed by Autorotation.

28.22.3 The yaw rotation may not occur before the pitch rotation, but they may occur simultaneously. If the yaw rotation occurs before the pitch rotation, deduct one (1) point for every five (5) degrees.

HZ

28.22.4 If the required pitch change or Autorotation is not clearly seen, mark the figure HZ.

Clarification: When a snap roll is initiated, the angle of attack may be at or close to zero (e.g., in vertical and 45 degree lines) or significantly positive or negative (e.g., if a Looping Line is being flown). The pitch change required to reach the critical angle will, as a result, vary depending on the figure being flown.

HZ

28.22.5 If the aircraft pitches in the wrong direction, mark the figure HZ.

5°

28.22.6 If there is roll motion observed before the Autorotation starts, deduct one (1) point for every five (5) degrees.

5°

28.22.7 Throughout the snap, the Autorotation must continue. If the Autorotation ceases before the end of the roll, deduct one (1) point for every five (5) degrees of rotation remaining.

5°

28.22.8 At the conclusion of the snap the aircraft must immediately adopt the attitude or flight path that conforms to the requirements of the underlying figure. If the original attitude or flight path angle is not reestablished, deduct one (1) point for every five (5) degrees.

Clarification: A snap roll may cause a lateral or vertical displacement of the aircraft relative to its original flight path. Such displacements will not be downgraded as long as the displaced flight path remains parallel to the original flight path.

28.23 Sub-Family 9.10 – Negative Flick Rolls (aka “Negative Snap Rolls”)

28.23.1 For negative snap rolls, all criteria stated for positive snap rolls apply except in a negative snap roll the nose and tail of the aircraft must initially move in the nose down / tail up sense.



Clarification: The negative snap roll characteristics of an aircraft may be quite different from positive snaps.

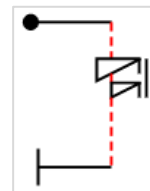
28.24 Sub-Family 9.11-9.12 – Spins

28.24.1 A spin is an Autorotation performed on a steeply descending flight path following an aerodynamic stall. Spins only appear on vertical downlines.

5°

28.24.2 When the aircraft stalls, the aircraft must simultaneously move around all three flight axes:

- the nose will pitch toward the ground;
- the aircraft will yaw; and
- the aircraft will roll.



For failure to achieve simultaneous motion about all three axes, deduct one (1) point for every five (5) degrees of deviation.

Example: If 10 degrees of pitch and 10 degrees of roll are observed before any motion about the yaw axis is seen, a four (4) point deduction would be made.

28.24.3 During the spin entry and in the spin, the flight path is affected by wind. When the spin is entered downwind, the flight path may suggest that the spin entry was “forced.” The change of appearance due to wind direction is not a grading criterion.

Clarification: An aircraft has forward inertia as it decelerates through stall speed. This issue is more visible when the figure is performed downwind and is less visible when performed into the wind.

HZ

28.24.4 If the aircraft does not stall or establish Autorotation, mark the figure HZ.

28.24.5 During Autorotation, pitch angle and rotation rate may vary without penalty.



5°

28.24.6 After completion of the prescribed number of turns, the aircraft must stop rotating precisely on either the X or Y axis and in the direction of flight appropriate to the sequence being flown. If the aircraft does not end up with the correct alignment, deduct one (1) point for every five (5) degrees of error.

5°

28.24.7 Autorotation must continue throughout the spin. If the Autorotation ceases before the end of the spin, deduct one (1) point for every five (5) degrees of rotation remaining.

Clarification: Judges must not confuse this with an “aileroned” finish, see below.

Example: In a one-turn spin the Autorotation is observed to stop after 345 degrees of rotation and the ailerons are used to complete the remaining 15 degrees of rotation. The downgrade is three (3) points.

28.24.8 A vertical downline must be established at the same time as, or shortly after, the cessation of autorotation.

28.24.9 Because there is no vertical line before the spin there is no requirement to center spins on their lines.

28.24.10 If a roll follows a spin, there must be a pause between the spin and the roll.

Clarification: There is no requirement for the roll to be centered on the vertical down line.

29 Presentation

29.1 About this Section

29.1.1 The Presentation grade is based on the Grading Judge’s overall impression of the Performance and has a possible range from 10.0 to 0.0 in 0.5 increments.

29.2 Presentation Coefficient

29.2.1 The Presentation “K” Factor increases with the difficulty of the category:

Category	Presentation K
a) Primary	5 K
b) Sportsman	10 K
c) Intermediate	20 K
d) Advanced	30 K
e) Unlimited	40 K

29.3 Grading Presentation

29.3.1 The exact method used to determine the Presentation grade is left to the individual judge but shall include the following criteria:

- Balance on the X axis.
- Management of wind conditions.
- Control of distance and altitude for best viewing angle.
- Consistent pacing.

29.3.2 While Presentation is intentionally subjective, judges must apply their methodology consistently to every pilot.

29.3.3 Presentation Grades shall be based on all the figures graded for that Performance.



30 Chief Judge Responsibilities

30.1 Flight Coordination

- 30.1.1 The Chief Judge will coordinate with the Starter to launch aircraft according to the Order of Flight.
- 30.1.2 The Chief Judge shall coordinate access to holding areas and the Aerobatic Box as needed to support a safe and efficient contest.
- 30.1.3 The Chief Judge will confirm the next pilot's identity by radio.

Clarification: The Chief Judge is free to answer basic pilot questions, including but not limited to:

- the program they are expected to fly
- any special box or airport procedures
- the Official wind Direction

30.2 Recording Penalties

- 30.2.1 Penalties assessed by the Chief Judge shall be recorded on the Chief Judge Penalty Form.
- 30.2.2 The penalties for Altitude Infringement are only applied if observed by a majority of Grading Judges. The Chief Judge must review all Scoresheets for a competitor to determine if there is a majority.

30.3 Judge Removal

- 30.3.1 The Chief Judge will be responsible for removing any Grading Judge for reasons of incompetency.

30.4 Emergency Competitor Disqualification

- 30.4.1 The Chief Judge may call an end to a flight for any competitor at any time for unsafe flying.
- 30.4.2 The Chief Judge may disqualify a competitor for unsafe flying if a majority of the Grading Judges agree.

30.5 Deadline and Judging Line Violations

- 30.5.1 The Chief Judge shall zero:
 - a) Any figure started behind the Judging Line as determined by the Chief Judge.
 - b) Any figure that is entirely or partially flown behind the deadline as determined by the Deadline Judge.

30.6 Judge Briefing

- 30.6.1 This briefing is mandatory for all personnel assigned to the Program.
- 30.6.2 The Chief Judge shall conduct the briefing at contest headquarters or at the Judging Line.
- 30.6.3 The briefing shall include:
 - a) Assistant duties.
 - b) Recorder duties.
 - c) Grading Judge's signals when problems exist.
 - d) Duty to clearly and immediately notify the Chief Judge concerning any situation which could compromise safety.
 - e) Range of grades.
 - f) Criteria for grading individual figures.
 - g) Criteria for grading Presentation.
 - h) Low and high-Altitude Limits and appropriate comments.
 - i) Marking Hard and Numeric Zeros.
 - j) Conferences.
 - k) Average grade for unseen figures.
 - l) Debriefing time and place.



30.7 Post Program Duties of the Chief Judge

- 30.7.1 Before sending Program Forms to the Scoring Director, the Chief Judge shall verify that all paperwork is correct:
- a) The Chief Judge Penalty Forms are reviewed for accuracy and specific reasons are provided for any Zeroed Flight Program, Disqualification, or Illegal Free penalties.
 - b) The corresponding Chief Judge Penalty Form is attached to each competitor's Scoresheets.
 - c) If any irregularity is noted in a competitor's Free Program Form, the "Illegal Free Program" box is checked on the Chief Judge Penalty Form.
 - d) Each competitor has received at least one numeric or HZ grade from at least one judge for each figure of the program. If not, the Chief Judge shall instruct the competitor to return and re-fly the figure(s) or coordinate with the Contest Director for the figure(s) to be reflown during a subsequent program.
- 30.7.2 The Chief Judge shall direct the Runner, or other responsible party, to deliver directly to the Contest Jury any competitor's forms which have the "Illegal Free Program" box checked on the Chief Judge Penalty Form.
- 30.7.3 The Chief Judge will debrief the Grading Judges and review any issues.

30.8 Judge Conferences

- 30.8.1 The Chief Judge may call a conference of judges, or a judge may request a conference, whenever there is doubt concerning a matter of fact, as indicated by a mix of numeric grades and HZ marks.
- 30.8.2 Conferences may not be called when the opinion of the Grading Judges is unanimous, when only matters of perception are involved, or there is a mix of zeros and Averages only.
- 30.8.3 If possible, the Chief Judge shall hold conferences at the next break in activity such that the issue may be discussed without any pilot holding in the air or with the engine running on the ground.
- 30.8.4 The conduct of Judge Conferences will be as follows:
- a) The Chief Judge shall begin the conference by assembling the Grading Judges.
 - b) Assistants and Recorders shall not attend the conference.
 - c) The Chief Judge shall inform the judges of the matter of fact(s) to be discussed. Under no circumstances will there be any discussion of matters of perception. The four possible matters of perception are:
 - i. Whether or not a snap roll autorotated
 - ii. Whether or not a spin autorotated
 - iii. Whether a tailslide slid the required distance
 - iv. Whether or not a rolling turn contained a snap roll
 - d) The Chief Judge shall return the Scoresheets to their respective judges.
 - e) The Chief Judge may assist the judges with ascertaining the facts but shall remain a neutral arbiter. They will not indicate an opinion regarding the proper grade or any other aspect of a competitor's Performance. They will in no way attempt to influence the judges.
 - f) Following discussion, each Grading Judge shall take one of the following actions:
 - i. The Scoresheet may be left as originally marked.
 - ii. The original mark may be changed to an HZ. For this option, the judge must cross out the original mark, leaving it legible, and write "HZ" with their initials next to the new mark.
 - iii. An HZ mark may be changed to a "C" (Conference Average), to signify the grade resulted from a conference discussion of the facts. For this option, the judge must cross out the HZ, leaving it legible, and write "C" with their initials next to the new mark.
 - g) The Chief Judge shall not allow any other type of change.
 - h) After any changes are complete, the Chief Judge will collect and review each Scoresheet for compliance with the above stated rules prior to releasing the forms to the Scoring Director.



31 Contest Jury

31.1 Duties

- 31.1.1 The Contest Jury is the arbitration body of aerobatic events and is primarily responsible for enforcing operation of the contest consistent with the intent of the rules.

31.2 Composition

- 31.2.1 The Contest Jury will consist of a Chair and at least four (4) additional members.
- 31.2.2 The Jury Chair should not hold additional duties as either the Contest Director or Chief Judge.
- 31.2.3 Alternates may be appointed to replace a jury member, including the Chair, if a juror is unable to serve.
- 31.2.4 Jury members should come from as many chapters and regions as practical.

31.3 Contest Suspension

- 31.3.1 The jury has the authority to suspend any contest due to a deviation from the rules.

31.4 Invalid Sequences

- 31.4.1 If the Contest Jury finds an Unknown Sequence to be dangerous or constructed in violation of this rule book, they shall make the minimum changes required to correct it.
- 31.4.2 Competitors' Free Program Forms become final when the Program Briefing begins. Free Program Forms may not be altered by the competitor after they become final.

Should Free Program Forms be protested as noncompliant any time after they become final, they are subject to penalty:

- a) Forms:
 - i. If current IAC or CIVA Forms were not used, apply a Procedural Penalty.
 - ii. If a figure has an incorrect Aresti Aerobatic Catalogue number, K-Factor, or drawing, it shall be zeroed.
 - iii. All illegible figures, or figures that cannot be flown as drawn, shall be zeroed.
- b) Free Sequence Figure and K-Factor Limits [23.2]:
 - i. If the total number of figures exceeds the limit, any excess figure(s) shall be zeroed, starting from the last and working backwards until the maximum allowable number of figures is reached.
 - ii. If the Maximum Total Figure K-Factor exceeds the limit, figures will be zeroed starting with the last figure and progressing backwards until the Total Figure K-Factor is within allowable limits.
 - iii. If the Total K-Factor is absent or otherwise incorrect, the K-Factor shall be corrected and a Procedural Penalty shall be applied.
- c) Versatility [23.4]:

If a versatility requirement is missing, one figure shall be zeroed for each missing versatility requirement, starting with the highest K figure and working backwards.
- d) Allowable Figures [23.5]:

If a figure is used which is not allowed, it shall be zeroed.
- e) Repetition [23.6]:

Figures that incorporate an Aresti Aerobatic Catalogue number found in any previous figure shall be zeroed.



31.5 Protests

- 31.5.1 Competitors and judges are eligible to submit a protest to the Contest Jury for consideration and possible action.
- 31.5.2 Protests will be submitted by the Grievant(s) in writing on the IAC Official Protest Form to the Contest Jury Chair, either directly or through any member of the Jury.
- 31.5.3 Every protest must refer to the rule(s), policy, or other official document to which it relates.
- 31.5.4 The protest must be accompanied by a fee of \$50.00, which will be returned if the protest is upheld.
- 31.5.5 The protest fee shall be waived for judges submitting a protest for a category they judged.
- 31.5.6 Protests must be submitted during a Protest Period, which is not later than two (2) working hours after the occurrence, decision, or publication of results which causes the protest to be made.
- 31.5.7 The Jury can accept a protest after the Protest Period expires if the Grievant was a volunteer whose commitments prevented submitting the protest within the defined period.
- 31.5.8 The hearing of the protest will be conducted as follows:
 - a) The hearing shall be conducted as soon as possible after the receipt of the protest.
 - b) The Grievant is entitled to be present at the hearing and to call witnesses and present evidence.
 - c) Persons not directly involved with the protest will be excluded from the hearing.
 - d) The Jury Chair will preside over the hearing.
 - e) The Jury Chair will question each juror about their impartiality prior to the hearing and will replace any juror who has a conflict of interest.
 - f) At least three (3) members of the Jury must be present at the hearing.
 - g) Should the protest involve one or more grade(s) on the Scoresheet and the protest is upheld, the Jury may take one of three actions:
 - i. A numeric grade (0.0 to 10.0) may be changed to an HZ.
 - ii. An HZ may be changed to a "C" (Conference Average).
 - iii. A confirmed but unresolvable clerical error (e.g., an unreadable mark) may be changed to a "C" (Conference Average).
 - h) A numeric grade (0.0 to 10.0) may never be changed to a different numeric grade, nor may an HZ be changed to a numeric grade.
- 31.5.9 The decision of the Contest Jury is final and may not be protested.
- 31.5.10 The Grievant shall be notified in writing of the Contest Jury's decision as soon as possible.
- 31.5.11 The discussion and votes of the Contest Jury are to be kept strictly confidential.
- 31.5.12 All protests and Contest Jury decisions will be submitted to the Contest Director.

31.6 Jury Penalties

- 31.6.1 The following activities are prohibited and may be grounds for Jury action:
 - a) Unsportsmanlike conduct.
 - b) Missed Briefing - no competitor may fly without a complete Program Briefing.
 - c) Any flight not otherwise approved by the Contest Jury after the initial Program Briefing has been completed.
 - d) Radios - any use of radios for competition flight other than as briefed by the Chief Judge is prohibited.



IAC CONTEST RULES 2026

Jury Procedures

- e) Smoke systems - the use of smoke systems during competition flight is prohibited with the exception of the Four Minute Freestyle.
- f) Parachutes during contest flights - all solo competitors must either wear a parachute or fly an aircraft equipped with a ballistic recovery system (BRS). If competing with a Safety Pilot, both individuals are required to wear a personal parachute regardless of whether the aircraft is BRS-equipped.
- g) Mechanical condition - operation of a competition aircraft with a known mechanical defect that renders the aircraft not airworthy.
- h) Aircraft limitations - performing a maneuver prohibited by the aircraft's Pilot Operating Handbook.
- i) Fuel and oil - in accordance with the current FAA exemption issued to IAC.
- j) Reckless flying - any violation of traffic patterns, unscheduled aerobatic maneuvers, or operation of an aircraft in an unsafe manner or in such a manner that would create an unsafe situation or cast an image of recklessness on the IAC.
- k) Alcohol - no alcoholic beverages will be permitted at the contest site during the period of practice and competition flying. Use of these beverages by persons associated with the contest in ANY capacity is strictly prohibited during this period. Violation of this rule could affect future sanction.
- l) Scuba diving - competitors shall not participate in scuba diving within a 24-hour period prior to participation in a contest.
- m) Medical condition - sudden unpredictable deterioration in physical condition which renders further aerobatic flight unsafe shall require immediate cessation of that flight.
- n) Drugs - the use of drugs or alcohol in such a manner that could subject the competitor to a government violation.
- o) Unauthorized presence on the judging line, boundary judging positions, or deadline judging position.
- p) Providing false information on any contest entry forms; knowingly giving materially false information on any matter to any other person; misconduct; harassment or intimidation of officials.
- q) Practicing of any Unknown Sequence figure by any participant; however, this does not preclude the flying of any normal competition sequence prior to the Unknown.
- r) Entering the aerobatic box without clearance.
- s) Failure to respond to the recall signal.
- t) Ethics - bribery or attempted bribery of any contest official or another competitor or acceptance of a bribe.

31.6.2 The Jury will hear and consider the recommendations of relevant Contest Staff when reviewing possible violations.

31.6.3 If the Jury determines that a violation has occurred, it has the authority to take one of the following actions:

- a) Warn the competitor.
- b) Apply a Jury Penalty.
- c) Disqualify the competitor.

Clarification: If a competitor is disqualified, they are barred from any further Performances.



32 Scoring

32.1 Scoring Director

- 32.1.1 The Scoring Director shall be responsible to the Chief Judge(s) and the Contest Director for operating the scoring software.
- 32.1.2 The Scoring Director shall enter all grades and Penalties from each Score Sheet into the Scoring Software.

32.2 Integrity of Scores

- 32.2.1 Once the forms leave the Chief Judge's station, they may not be changed except under the direction of the Contest Jury.
- 32.2.2 The grades of any Grading Judge who was unable to complete grading an entire Program will be deleted from that Program.

32.3 Software

- 32.3.1 Only IAC-supplied computer scoring software will be permitted. The Scoring Director will ensure the current version of the scoring system is being used and is responsible for adhering to the instructions and notices supplied by IAC.

32.4 Calculating the Final Grade for a Figure

- 32.4.1 The Final Grade for a figure will be the average of all grades for that figure with special treatment for:
 - a) Conference Averages ("C")
 - b) Hard Zeroes ("HZ")
 - c) Averages ("A")

Clarification: If no numeric grades are present, the Final Grade is 0.0.

- 32.4.2 Hard Zeroes override the other grades when they are in the majority. If more than 50% of a figure's grades are Hard Zeroes, the Final Grade for the figure is 0.0. Conference Averages are considered grades for the majority calculation, but regular Averages are not.

Example:

Grades: 0.0, HZ, HZ, HZ, A, 10.0

Note: The HZs are in the majority (3 HZ vs 2 other grades).

Result: The Final Grade is 0.0.

- 32.4.3 If the Hard Zeroes are in the minority, the Final Grade is the average of all the numeric grades. Averages ("A"), Conference Averages ("C"), and minority Hard Zeroes ("HZ") are disregarded.

Example 1:

Grades: 7.0, C, 8.0, A, and 7.5

Note: The "A" and "C" are disregarded.

Result: The Final Grade is $(7.0+8.0+7.5)/3 = 7.5$.

Example 2:

Grades: 0.0, HZ, HZ, HZ, C, and 10.0

Note: The HZs are in the minority (3 HZs vs 3 other grades). The HZs and C are disregarded.

Result: The Final Grade is $(0.0+10.0)/2 = 5.0$.

32.5 Final Program Score Computation

- 32.5.1 The Figure Score for each figure is the figure's Final Grade multiplied by the figure's K-Factor. Similarly, the Presentation Score is the Presentation Grade multiplied by the Presentation K-Factor.
- 32.5.2 The Raw Program Score is the total of all Figure Scores added to the Presentation Score.
- 32.5.3 The Final Program Score is the Raw Program Score minus any Penalties.



32.6 Disqualification, Withdrawal, and Incomplete Programs

- 32.6.1 In the event of a disqualification (DQ), the Scoring Director will enter total penalty points equal to 9999 for the disqualified Program(s).
- 32.6.2 In the event of a withdrawal, the Scoring Director will assign a grade of zero to all figures and penalties. These grades will not be discarded but will remain part of the calculations for the category.
- 32.6.3 In the event that any Program is not completed (e.g., not all competitors could fly because of weather), the Scoring Director will enter total penalty points equal to 9999 for the competitors that have flown the Program.

32.7 Contest Score Computation

- 32.7.1 The Contest Score will be the sum of all Final Program Scores, with the exception of the Four Minute Freestyle, unless a contest is terminated due to weather, time, or any unforeseen reason.

32.8 Provisional Scores

- 32.8.1 Scores are considered Provisional until their Protest Period has expired.
- 32.8.2 Provisional Scores should be posted as soon as possible after the conclusion of their flight program.
Clarification: It is not acceptable to deny competitors the right to protest scores by saving their publication until an awards ceremony.
- 32.8.3 The Contest Director will make Provisional Scores and all such Scoresheets available for the personal inspection of the competitors as soon as possible.
- 32.8.4 Provisional Scores must remain under the supervision of the Contest Director or their designee until the expiration of their Protest Period.

32.9 Official Scores

- 32.9.1 If the contest must be stopped early only Programs where all competitors flew or were given an equal opportunity to fly will count for scoring.
- 32.9.2 The Contest Director and Chief Judge(s) will review the computation of all scores as soon as practicable and certify the scores as Official Scores by signing and dating them.
- 32.9.3 Once a pilot has received grades for any Performance, those grades must be entered into the scoring system and that pilot's scores must never be deleted from the scoring system, even in the case of a disqualification or withdrawal.

32.10 Contest Records

- 32.10.1 The Contest Director will submit to the IAC:
 - a) Official Contest Results, including all files from the IAC scoring software.
 - b) A copy of all protests and Contest Jury decisions.
 - c) Copies of Aircraft Review Forms and Pilot document Review Forms for all competitors.
 - d) Copies of all Competitor applications for entry into the contest.
- 32.10.2 The Contest Director will retain all contest paperwork until Official Results and Final Standings are posted and the Protest Period has expired.



33 Trophies and Recognition

33.1 Hors Concours Entrants

- 33.1.1 A competitor may compete without the intent of earning flight medals or trophies. This is called an "Hors Concours" entry.
- 33.1.2 A competitor competing in more than one category may only compete for medals and trophies in the highest category entered.

33.2 Overall Trophies

- 33.2.1 Individual 1st, 2nd and 3rd place trophies will be awarded to category winners at all sanctioned contests.

33.3 Flight Medals (aka "Clinkies")

- 33.3.1 Individual 1st, 2nd and 3rd place medals for each Program (Known, Free, and Unknown) may be awarded at the option of the Contest organizers.

33.4 Prize Money

- 33.4.1 Prize money may be awarded at the discretion of Contest organizers.

33.5 Best First Time Sportsman Award

- 33.5.1 The highest-ranking first-time Sportsman competitor will be recognized with a separate award.

33.6 Other Awards

- 33.6.1 Awards for other special categories, as currently defined and recognized by the IAC, will be presented, as appropriate.

33.7 Chapter Team Trophy

- 33.7.1 Chapter Team Trophies may optionally be awarded at all IAC sanctioned contests.
- 33.7.2 The Chapter Team Trophy will be presented to the IAC Chapter whose top three members, regardless of category, achieve the highest average percentage score.
- 33.7.3 All Programs flown at the completion of the contest will be counted, with the exception of the Four Minute Freestyle.
- 33.7.4 In the event of a tie, those Chapters' next highest placing competitor's scores will be used.
- 33.7.5 Any perpetual trophy will be retained by the winning chapter for one year.



34 Gliders

34.1 About This Section

- 34.1.1 Gliders are generally flown in separate Glider Categories with special exceptions to the rules, as defined in this section.

34.2 Competing in both Power and Glider Categories

- 34.2.1 Competitors may compete in both a power and a glider category at the same contest.

34.3 Gliders Flying in Power Categories

- 34.3.1 If glider categories are not flown at a contest, gliders will be permitted to enter the power categories.
- 34.3.2 Glider competitors flying in power categories will be treated as if they were flying powered aircraft.
- a) All Power Programs (Known, Free, and Unknown, as applicable) will be flown.
 - b) Power Aresti figure K, power category free construction rules, and power category Known and Unknown Sequences shall apply.
 - c) Gliders entered into power categories will be judged using the same criteria as power aircraft except that glider rules regarding level lines and snap roll placement will apply for all categories. The flying and judging of 30 degree lines will apply for the Primary, Sportsman, and Intermediate glider categories.
 - d) Scores will be compiled and listed in order with the Power competitors.

34.4 Motorgliders

- 34.4.1 Motorgliders, despite their engine, may compete as glider aircraft.

Clarification: This means that motorgliders may be registered as:

- a) glider aircraft in a power category
 - b) glider aircraft in a glider category
 - c) power aircraft in a power category
- 34.4.2 If competing as glider aircraft, motorglider pilots must shut down the engine when they are cleared into the box and may not restart it until they depart the box to land.
- 34.4.3 If competing as powered aircraft, the aircraft will be treated entirely as a powered airplane.

34.5 Glider Pilot Qualifications

- 34.5.1 Those glider pilots not possessing a valid Medical Certificate from the FAA or its national counterpart must attest to freedom from uncorrected inner ear, nervous, or cardiovascular disorders which render the pilot at risk in flying glider aerobatics and must be willing to submit to examination by the Medical Director.

34.6 Glider Safety Pilots

- 34.6.1 Safety Pilots are allowed in all categories of Glider competition.

34.7 Glider Backup Seat Belts

- 34.7.1 Dual seat belts are not required.



34.8 Boundary Infringement Penalties

34.8.1 The Penalties for flying beyond the boundaries of the Aerobatic Box in a glider are:

<u>Category</u>	<u>Penalty</u>
a) Sportsman	5 points
b) Intermediate	10 points
c) Advanced	15 points
d) Unlimited	20 points

34.9 Procedural Penalties

34.9.1 The Penalties for an Interruption in a glider are:

<u>Category</u>	<u>Penalty</u>
a) Primary	5 points
b) Sportsman	5 points
c) Intermediate	15 points
d) Advanced	30 points
e) Unlimited	70 points

34.10 Altitude Limits

34.10.1 The Glider Altitude Limits are:

<u>Category</u>	<u>Lower Limit</u>	<u>Upper Limit</u>
a) Primary	1,500 feet	4,000 feet
b) Sportsman	1,500 feet	4,000 feet
c) Intermediate	1,200 feet	4,000 feet
d) Advanced	656 feet (200m)	3,937 feet (1200m)
e) Unlimited	656 feet (200m)	3,937 feet (1200m)

34.11 Altitude Limit Penalties

34.11.1 Primary and Sportsman

	<u>Infringement</u>	<u>Tolerance</u>	<u>Altitude</u>	<u>Penalty</u>
a)	HIGH	None	Above 4,000 feet	5 points each figure
b)	LOW	None	Below 1,500 feet	Zero Entire Performance

34.11.2 Intermediate

	<u>Infringement</u>	<u>Tolerance</u>	<u>Altitude</u>	<u>Penalty</u>
a)	HIGH	None	Above 4,000 feet	10 points each figure
b)	LOW	1 to 200 feet	1,000 to 1,199 feet	60 points each figure
c)	LOW-LOW	> 200 feet	Below 1,000 feet	Zero Entire Performance

34.11.3 Advanced

	<u>Infringement</u>	<u>Tolerance</u>	<u>Altitude</u>	<u>Penalty</u>
a)	HIGH	None	Above 3,937 feet	15 points each figure
b)	LOW	1 to 328 feet	328 to 656 feet	70 points each figure
c)	LOW-LOW	> 328 feet	Below 328 feet	Zero Entire Performance

34.11.4 Unlimited

	<u>Infringement</u>	<u>Tolerance</u>	<u>Altitude</u>	<u>Penalty</u>
a)	HIGH	None	Above 3,937 feet	20 points each figure
b)	LOW	1 to 328 feet	328 to 656 feet	100 points each figure
c)	LOW-LOW	> 328 feet	Below 328 feet	Zero Entire Performance

Note: 328 feet = 100 meters, 656 feet = 200 meters, 3,937 feet = 1200 meters



34.12 Signaling

- 34.12.1 For Glider Programs, if the first figure following Signaling begins in inverted flight the first two Signals may be conducted upright. The 3rd signal and any additional Signaling must be performed in inverted flight and the competitor must change the flight attitude from upright to inverted only by a half-roll.

34.13 Weather

- 34.13.1 The Aerobatic Box must be free of precipitation for Glider flights.
- 34.13.2 If the height of the cloud base is less than 4,000 feet and more than 2,500 feet, the Contest Jury may allow competitors to fly shortened Known and Unknown Sequences. The figures to be graded will be announced at the Program Briefing. A Free Program will be flown in two parts, with a break for landing and relaunch occurring at a point chosen by the competitor.

34.14 Towplanes

- 34.14.1 The tow pilots are responsible for the safe tow of competition gliders to altitude and, when cleared by the Chief Judge, onto a base leg where the glider will release and enter the Aerobatic Box. These pilots will also make reports of turbulence, precipitation, visibility, and ceilings, as requested by the Chief Judge.
- 34.14.2 The organizers must provide an adequate number of towplanes equipped with two-way radios and capable of safe towing of all gliders registered in the contest. The availability of a back-up towplane is encouraged.
- 34.14.3 Tow and release procedures from towplanes will be briefed to all glider competitors.

34.15 Tow and Release Procedures

- 34.15.1 The towplane will tow the competitor to the altitude appropriate for that flight (no more than 5,000 feet or less than 2,500 feet). The towplane will then position the glider perpendicular to the axis on which the sequence is designed to start. If the glider pilot does not release on the first pass, the towplane will initiate a turn away from the box and, staying as close as possible to the box, re-entry on the base leg as before. The glider pilot must release before the end of the second pass when clearance to release had been given, unless given permission by the Chief Judge to remain on tow.
- 34.15.2 The pilot may reposition the glider after release and prior to signaling. If conditions warrant, the glider may release tow prior to being cleared into the aerobatic box by the Chief Judge. In that case, the glider pilot shall advise the Chief Judge of their intention to release early and may use thermals to maintain altitude prior to being cleared into the box. If sufficient altitude cannot be maintained prior to being cleared into the box, the glider will return to the airport and land. In that case, a reflight will be granted without penalty.
- 34.15.3 The towplane and glider pilots must monitor the frequency assigned by the Chief Judge at the Program Briefing and follow all directions issued by the Chief Judge during the approach to the box. Glider and towplane pilots shall use the appropriate air-to-air signals in the event of radio failure in either aircraft.

34.16 Mixing Gliders with Powered aircraft

- 34.16.1 If there are an adequate number of towplanes to permit a continuous flow of gliders into the Aerobatic Box, then Glider flights in each Program will follow one another.
- 34.16.2 Any mixing of Powered and Glider aircraft shall be done in a manner permitting efficiency of operation without compromising safety.

34.17 Presentation

- 34.17.1 Category Presentation coefficients for Glider Programs are as follows:

	<u>Category</u>	<u>Presentation K</u>
a)	Primary	10 K
b)	Sportsman	15 K



- c) Intermediate 15 K
- d) Advanced 20 K
- e) Unlimited 25 K

34.18 Free Sequences

34.18.1 Figure and K Limits

Category	Maximum # of Figures	Maximum Total Figure K-Factor
a) Sportsman	No Limit	Same as the current year's Known Sequence
b) Intermediate	No Limit	140
c) Advanced	10	175
d) Unlimited	10	230

34.18.2 Floating Points

34.18.2.1 Glider competitors may make use of up to 3 Floating Points in their Free Sequences. Figure K values will be reduced by removing one point from the highest coefficient figures and then each figure in decreasing K-value order until the maximum total is achieved. On the Scoresheet, the original figure coefficient will be given as well as the reduced value for each figure affected.

34.18.3 Versatility

34.18.3.1 Sportsman

- a) **Family 2** At least one.
- b) **Family 7** At least one.
- c) **Family 9** At least one Slow Roll (9.1).

34.18.3.2 Intermediate

- a) **Family 2** At least one.
- b) **Family 5** At least one.
- c) **Family 7** At least one.
- d) **Family 9** At least one Slow Roll (9.1).
- e) At least one Positive Spin (9.11).

34.18.3.3 Advanced

- a) **Family 2** At least one.
- b) **Family 5** At least one.
- c) **Family 6** At least one.
- d) **Family 7** At least one.
- e) **Family 8** At least one.
- f) **Family 9** At least one Slow Roll, $\frac{1}{2}$ or greater (9.1.1.2 thru 9.1.1.8, 9.1.2.2 thru 9.1.2.8, 9.1.3.2 thru 9.1.3.8, 9.1.4.2 thru 9.1.4.8, 9.1.5.2 thru 9.1.5.8).
- g) At least one Hesitation Roll (9.2 thru 9.8) of any extent.

34.18.3.4 Unlimited

- a) **Family 2** At least one Rolling Turn with at least a full Roll (2.1.3, 2.2.2 thru 2.2.7, 2.3.2 thru 2.3.6, 2.4.2 thru 2.4.8)
- b) **Family 5** At least one.



IAC CONTEST RULES 2026

Glider Rules

- c) **Family 6** At least one.
- d) **Family 7** At least one.
- e) **Family 8** At least one.
- f) **Family 9** At least one Slow Roll, $\frac{1}{2}$ or greater (9.1.1.2 thru 9.1.1.8, 9.1.2.2 thru 9.1.2.8, 9.1.3.2 thru 9.1.3.8, 9.1.4.2 thru 9.1.4.8, 9.1.5.2 thru 9.1.5.8).
- g) At least one Hesitation Roll (9.2 thru 9.8).
- h) At least one Snap Roll (9.9 thru 9.10).

34.18.4 Start and Finish Attitudes

- 34.18.4.1 Glider Sportsman and Intermediate Free Sequences must begin and end in level upright orientation.
- 34.18.4.2 Glider Advanced and Unlimited Free Sequences may start in upright or inverted orientation but must end in upright orientation.

34.18.5 Allowable Figures

- 34.18.5.1 Any figure identified in the Aresti System Catalogue for Glider Aerobatic Figures may be used.

Exception: 9.13.3.x Super-Slow Rolls may not be used.

- 34.18.5.2 In addition, Sportsman and Intermediate Free Sequences may also use:

- a) The Wingover
- b) The Quarter-Clover

- 34.18.5.3 Figures 1.1.1.1 and 1.1.1.2 may be used only in conjunction with Family 9 rolls.

34.18.6 Repetition

- 34.18.6.1 Sportsman and Intermediate Sequences may repeat figures if they are used in combination with different Family 9 rolls.

Example: It would be legal to include an 8.5.6.1 + 9.1.4.2 and another 8.5.6.1 + 9.4.4.2 in the same Glider Intermediate Free sequence.

- 34.18.6.2 Advanced and Unlimited Free Sequences may repeat Families 1.1.1.x. and 9.1.x.x without limit.

34.19 Unknown Sequence Restrictions by Category

- 34.19.1 The Number of Figures, Individual Figure K-Factor, and Total Figure K-Factor are restricted as follows:

Category	Number of Figures		Maximum Individual Figure K-Factor	Maximum Total Figure K-Factor
	Minimum	Maximum		
a) Intermediate	6	9	N/A	130
b) Advanced	7	9	35	160
c) Unlimited	7	9	40	190

- 34.19.2 Unlinked Rolls are restricted as follows:

Category	Restriction
a) Advanced	Opposite Aileron Rolls are permitted, but only on <i>straight</i> horizontal lines.
b) Unlimited	Opposite Aileron Rolls are permitted, but only on <i>straight</i> horizontal lines.

Clarification: Non-conflicting roll restrictions in Restrictions by Category also apply to gliders.



34.20 Grading Glider Performances

34.20.1 45 degree Lines

- 34.20.1.1 In the case of gliders competing in Primary, Sportsman and Intermediate Glider or Power categories, all of the lines discussed in this section as 45 degree lines will be flown and judged as lines that are 60 degrees from the vertical attitude (30 degree lines).

34.20.2 Figure Entry and Exit

- 34.20.2.1 In Glider flights, the lines marking the entry into and exit from a maneuver can be at any reasonable constant angle and need not be the same.

Clarification: An angle is "reasonable" if, in the opinion of the judge, the figures flown are identifiable and there is an observed change of vertical flight path between any "horizontal" line and any connecting "45 degree" line.

Example: If a pilot is about to fly a loop, which requires only a moderate velocity, followed by a hammerhead with a quarter-roll on the up line, which requires a high velocity, a judge can expect a much steeper attitude on the line marking the loop's exit than on the line marking the entry to the loop.

- 34.20.2.2 If no change in angle between a "horizontal" and connecting "45 degree" line is seen, mark the figure HZ.

34.20.3 Constant Altitude Figures

- 34.20.3.1 Figures which must be flown at a constant altitude in power aerobatics, which includes Horizontal Single Lines (1.1.1.1 to 1.1.1.4) and all of Family 2 Turns and Rolling Turns, may be flown by the gliders at a constant, reasonable angle to the horizon. If the angle changes during the figure, however, a deduction will be applied.

Example: If a 360 degree rolling turn is entered and flown with a constant 10 degree descent, no deduction would be made.

34.20.4 Snap Rolls

- 34.20.4.1 Lines containing a snap roll, or a snap in an unlinked roll combination, are not subject to the Variation in Line Length rules.

34.20.5 Tailslides

- 34.20.5.1 A glider is required to slide only a visible amount.

34.20.6 Horizontal S's and 8's

- 34.20.6.1 For Sub-Family 7.5 figures, the $\frac{5}{8}$ loops, as well as the height of the apex/nadir of the looping lines, are never required to be at the same altitude.

Clarification: The looping portions must have matching radii.

- 34.20.6.2 For Sub-Family 7.8 figures, the $\frac{5}{8}$ and $\frac{3}{4}$ loops, as well as the start and finish of the figure, are never required to be at the same altitude.

Clarification: The looping portions must have matching radii but the 45 degree lines may be of different lengths.

34.21 Four Minute Freestyle

- 34.21.1 Gliders may begin their Four Minute Freestyle performance at a maximum of 5000 feet AGL.
- 34.21.2 Gliders are not subject to a Time Fault penalty if the Performance duration is less than the Four Minute Freestyle minimum.



35 The Four Minute Freestyle

35.1 Description

- 35.1.1 The Four Minute Freestyle is an optional timed artistic Program held at the discretion of the Contest Director.

35.2 Scoring

- 35.2.1 This Program's results will not be included in the scores that determine final standings. It will be treated as a separate trophy flight.

35.3 Scheduling

- 35.3.1 The Four Minute Freestyle is to be the final Program of the contest.

35.4 Eligibility

- 35.4.1 All Unlimited competitors, and any Advanced category competitors who a) hold at least a current ICAS 250-foot Statement of Aerobatic Competency or b) have current FAA Airshow Certification to a floor of no higher than 250 feet for U.S. Department of Defense demonstration teams, may compete in the Four Minute Freestyle.
- 35.4.2 All Four Minute Freestyle competitors must have completed their category's Programs.

35.5 Composition

- 35.5.1 The selection of figures need not be made with reference to the Aresti Aerobatic Catalogue. There will be no limitation on the number of figures.

35.6 Use of Forms

- 35.6.1 There will be no submission of forms or sequences to the Contest Director.

35.7 Smoke and Music

- 35.7.1 Smoke systems and music may be used at the option of each individual pilot.

35.8 Performance Zone

- 35.8.1 The Performance Zone for the Four Minute Freestyle may coincide with the Aresti competition Aerobatic Box or be in a different location.
- 35.8.2 There will be no lateral boundaries, nor will Boundary Judges be used.
- 35.8.3 The Altitude Limits will be as mandated for the Unlimited category.

35.9 Signaling Start and Finish

- 35.9.1 The competitor must signal the start and finish of this Performance by distinctly dipping a wing more than 45 degrees three (3) times in succession.
- 35.9.2 The timer must be started on the return to wings level after the third wing dip; and must be stopped on the return to wings level after the third of the final three (3) wing dips.
- 35.9.3 The start and finish of the Four Minute Freestyle may be in normal or inverted orientation on a horizontal, ascending or descending path, which must not deviate from the horizontal by more than 45 degrees.



35.10 Penalties

35.10.1 Penalties applicable to the Four-Minute Freestyle are:

a) Time Fault

The Performance duration must be between 3 minutes 30 seconds and 4 minutes. Deduct 10 points for each second or fractional part of a second over or under the limit.

Example 1: A total time of 3 minutes 29.5 seconds would receive 10 penalty points.

Example 2: A total time of 4 minutes 1.3 seconds would receive 20 penalty points.

b) Improper Signaling

If the competitor fails to meet the criteria specified in Signaling Start and Finish, apply a 150 point penalty for each violation.

c) Altitude Infringements

The penalties for an Altitude Infringements are:

	<u>Infringement</u>	<u>Penalty</u>
i.	HIGH	50 points
ii.	LOW	250 points
iii.	LOW-LOW	Zero Entire Performance

The Chief Judge shall instruct any pilot who flies below the LOW-LOW altitude to break and land immediately.

d) Deadline Violation

Each excursion across any Deadline will be penalized by 300 points.

35.10.2 The Chief Judge shall record penalties on the Four Minute Freestyle Program Scoresheet. pilot.

35.11 Shutdown of Engine Prohibited

35.11.1 Competitors shall be immediately disqualified if at any point during the sequence the aircraft's engine is intentionally shut down.

35.12 Grading

35.12.1 Each of the 10 Freestyle objectives has a K value of 40 for a total Program K of 400. A grade of 10.0 to 0.0, in increments of 0.5, will be given for each objective according to their conformance with the following criteria:

35.13 Technical Merit Criteria

35.13.1 Complete Use of the Flight Envelope

Flight time must be divided between high and low speeds, high and low G maneuvers, and both positively and negatively G loaded flight segments. The flight will include the demonstration of controlled flight beyond the stall boundary by use of Autorotation or other high angle of attack maneuvers. Deduct points if any of these areas are underutilized.

35.13.2 Exploitation of Aerodynamic and Gyroscopic Forces

The pilot is expected to show movement of the aircraft about all axes using both conventional aerodynamic controls and propeller-generated gyroscopic forces. Give higher grades if the pilot makes use of all these effects through a wide range of aircraft attitudes and flight paths. Deduct points for repeated use of any such forces in the same or similar attitudes.

35.13.3 Execution of Individual Maneuver Elements

It must be clear that the maneuvers flown are fully under the pilot's control. Give a higher grade if individual maneuver elements are started and finished on obviously precise headings and in well-

**The Four Minute Freestyle**

defined attitudes. Deduct points if gyroscopic maneuvers are allowed to decay into imprecise Autorotation or if it appears that the pilot has relinquished control of the aircraft at any time.

35.13.4 Wide Variety of Figures Flown on Different Axes and Flight Paths

The figures should include maneuver elements of many different kinds with many different flight paths and axes. Give a higher grade if the pilot flies a wide variety of figures on multiple axes of flight (in addition to the usual X and Y axis) within the Performance Zone. Deduct points if the flight paths appear to be determined by chance or if any maneuver element is overused or continues for an excessive period.

35.14 Artistic Impression Criteria**35.14.1 The Pleasing and Continuous Flow of Figures**

The figures should be flown in a continuous manner with only brief pauses between figures to demonstrate control. Deduct points if there is a prolonged period of level flight, a prolonged period of inactivity, or repositioning of the aircraft to regain orientation between figures.

35.14.2 Contrasting Periods of Dynamic and Graceful Maneuvers

The aircraft velocity and rotation rate must vary in a controlled manner to create an artistic display of contrasting fast and slow movements. Give a higher grade if the pilot displays differences in mood and pace. Deduct points if the flight shows little or no such distinctions.

35.14.3 Presenting Individual Figures in Their Best Orientation

Figures can give different impressions when seen from different viewpoints. Give a higher grade if the pilot presents the figures at the optimal viewing angle. Deduct points if the figures are not flown in their best orientation.

35.14.4 Placing Individual Figures in Their Optimum Position

Each figure has an optimum position from which it is best viewed. Give higher grades if the individual figures are optimally placed. Deduct points if it appears that a figure is not well positioned.

35.14.5 Symmetry

The flight should be balanced evenly to the left and right of the Performance Zone. Deduct points if, by design or by the influence of the wind, a pilot's flight is noticeably biased to left or right. The greater the degree of asymmetry, the greater the deduction.

35.14.6 The Performance Zone

Figures must be flown within the Performance Zone. Deduct 0.5 points for each apparent excursion outside this area.



36 Understanding Aresti Notation

36.1 About This Section

- 36.1.1 This section does not contain IAC rules. It is merely a summary of the information found in Chapter 1 of the Aresti Aerobatic Catalogue.

36.2 Basic Figure Concepts

- 36.2.1 Figures begin with a dot or small circle and end with a short cross line.
- 36.2.2 Figures always begin and end in level flight, upright or inverted.
- 36.2.3 Most figures are merely combinations of lines and radii, but figures can also include turns (Family 2) or special rotations (Families 5 and 6).

36.3 Lines

- 36.3.1 Within a figure all lines are horizontal, vertical, or 45 degrees.
- 36.3.2 All lines on the X Axis are drawn according to expectations, but horizontal Flight on the Y Axis is drawn at 30 degrees to distinguish it from a 45 degree line.
- 36.3.3 Solid lines are used when the aircraft is positively loaded (but not necessarily upright). Dashed red lines are used when the aircraft is negatively loaded (but not necessarily inverted).
- 36.3.4 When a figure begins and ends on the Y axis, the entry and exit lines must be drawn parallel to each other to indicate whether the figure is to exit in the same or opposite direction of the entry.

36.4 Radii

- 36.4.1 In the Aresti Aerobatic Catalogue any radii less than 180° is depicted as a hard corner but will still be flown as a smooth radius.

36.5 Rolls

- 36.5.1 Figures have symbols showing where rolls can be placed. These symbols are:

	Compulsory Half-Roll: The aircraft must roll such that it changes upright/inverted orientation.
	Optional Roll: If rolls are placed here, they must be a multiple of 360 degrees.
	Optional Vertical Roll: If rolls are placed here, they must be a multiple of 90 degrees.
	Optional Spin and/or Vertical Rolls: Spins are allowed on this line.

- 36.5.2 There are three types of rolls: aileron rolls (slow and hesitation), snap rolls (called “flick” rolls in the Aresti system), and spins.

- Slow rolls are drawn as curved lines with arrow heads. The name “slow” is antiquated and does not define the rate at which the roll should occur.
- Hesitation rolls are drawn as slow rolls with pauses listed as AxB, where A is the number of pauses to be flown and B is the number of pauses that would occur in 360 degrees of roll, except that only the B value is printed when the pauses add up to 360 degrees of rotation.

Example: A “3 of 2” roll would be annotated as “3x2” but a “4 point” roll would be annotated only as “4”.

Aresti Notation

- c) Snap rolls are drawn as isosceles triangles with a line emanating from the tip in the direction of flight.
- d) Spins are drawn as right triangles with a line emanating from the tip in the direction of flight.


36.5.3 Negative spins and snaps have the triangle filled in and are drawn in red.

36.6 Linked and Unlinked Rolls


- 36.6.1 Multiple continuous rotations are called linked rolls. They are drawn as two roll symbols with their tips linked by a small line. These are flown without a pause. No linked roll may exceed 720 degrees.
- 36.6.2 When there are two rolls on a line, they are called unlinked rolls. When unlinked rolls of the same type are added to a line, they must be in opposite directions.

36.7 Roll Direction


- 36.7.1 There is no left/right directionality implied, but the pointy part of a roll symbol does indicate opposite vs same direction in the case of unlinked rolls, or inside vs outside in the case of rolling turns.



A "slow" aileron roll followed by a 2 of 4 in the opposite direction. The curve of the line indicates the path of flight is from left to right.



A positive snap roll. The tip is pointing to the right, indicating that the path of flight is from left to right.



A 1 1/2 rotation positive spin. Spins, naturally, can only be flown on vertical down lines. This is also an example of a linked roll showing more than 360 degrees of full rotation using two separate spin symbols linked together by a line.

36.8 Figure Numbers

- 36.8.1 Figures are addressed with four numbers. The first number indicates the Family, the second number is the Sub-Family, the third is the row, and the fourth is the column.
- 36.8.2 Generally, figures in column 1 ascend from upright flight, figures in column 2 ascend from inverted flight, figures in column 3 descend from upright flight, and figures in column 4 descend from inverted flight.

36.9 K Factors

- 36.9.1 Each figure has a K Factor which is a measure of its difficulty.
- 36.9.2 The total K Factor for a figure is the K factor of the base figure plus the K Factors of any rolls applied to it.

Example: A P loop with 1 1/2 turn spin and a 2 of 2 followed by a 2 of 4 opposite.

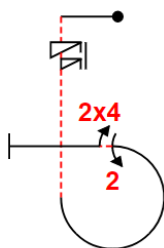


Figure	Aresti Catalog Number	K Factor
P Loop	8.6.4.3	13
1 1/2 Turn Positive Spin	9.11.1.6	3
2 point roll	9.2.3.4	9
2 of 4 roll	9.4.3.2	5
Total		30

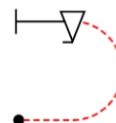
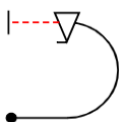


36.10 Snap Roll K Factor

36.10.1 Because the difficulty of a snap roll depends on the aircraft's loading during the snap, the Aresti system provides for different K values for snaps on positively loaded lines vs negatively loaded lines. This is normally easy to understand because the tables show the nature of the lines as solid or dashed lines.

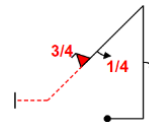
However, there are three special scenarios the Aresti system considers:

- a) When snaps are placed on horizontal lines at the end of a Looping Line, the loading of the Looping Line is used.



Example: The snap roll on the left comes after a positively loaded Looping Line. The correct catalog number is 9.9.3.4 which is 11 K. The snap roll on the right, while the same maneuver, comes after a negatively loaded Looping Line. The correct catalog number is 9.9.8.4 which is 13 K.

- b) With vertical lines, after a roll (of any type), hammerhead, or tailslide, the loading of the line is considered to be zero and the lower of the two possible K factors is used.
- c) Snap rolls initiated from knife edge position are specially handled: the correct K value is the lower value when the snap roll uses "top" rudder, and the higher value when the snap uses "bottom" rudder.



Example: Both $\frac{3}{4}$ negative snap rolls are from the knife edge position, but the one on the left uses top rudder and therefore is catalog number 9.10.4.3 (13K) while the one on the right uses bottom rudder and is catalog number 9.10.9.3 (15K).

Clarification: Given the aircraft's starting attitude (upright or inverted) and the roll preceding the snap (which is necessary for knife edge flight to occur), and given the type and direction of the snap (positive/negative, same/opposite), the table shows whether the "higher" or "lower" K snap roll catalog number should be chosen.

Knife Edge Snap Roll K

Starting Attitude	Preceding Roll	Positive Snap Direction		Negative Snap Direction	
		Same	Opposite	Same	Opposite
Upright	$\frac{1}{4}$ or $1\frac{1}{4}$	Higher	Lower	Lower	Higher
	$\frac{3}{4}$ or $1\frac{3}{4}$	Lower	Higher	Higher	Lower
Inverted	$\frac{1}{4}$ or $1\frac{1}{4}$	Lower	Higher	Higher	Lower
	$\frac{3}{4}$ or $1\frac{3}{4}$	Higher	Lower	Lower	Higher

37 Allowable Figures for Unknown Sequences

37.1 About this Chapter

- 37.1.1 The tables that follow are a subset of the Aresti catalogue showing allowable figures for Power and Glider Unknown sequences.
- 37.1.2 Each cell in the tables below shows the K-factor and category (or categories) in which the figure can be used.
- 37.1.3 The categories are abbreviated as
- a) **I** (Intermediate)
 - b) **A** (Advanced)
 - c) **U** (Unlimited)
- Clarification:** Contrary to expectations, there are cases where figures that are allowed in a lower category are disallowed in an upper category.
- 37.1.4 Footnotes describe restrictions on specific figures.



37.2 Allowable Figures for Power Unknowns

37.2.1 Sub-Family 1.1 – Single Lines

	1	2	3	4
1.1.1				
1.1.2				
1.1.3				
1.1.6				
1.1.7				
1.1.10				
1.1.11				

1) Must incorporate a 9.11.1 spin.

37.2.2 Sub-Family 1.2 – Two Lines

	1	2	3	4
1.2.1				
1.2.2				
1.2.3				

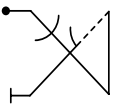
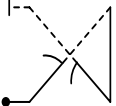
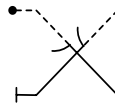
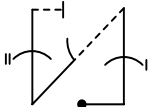
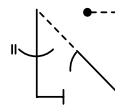
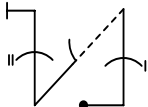
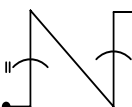
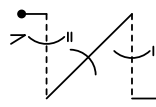

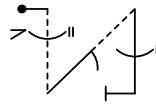
1.2.4		13K	U		14K	AU		14K	AU		13K	IAU
1.2.5		14K	AU		16K	U		17K	U		14K	I ² AU
1.2.6		14K	IAU		16K	U		15K	I ¹⁺³ AU		15K	U
1.2.7		13K	IAU		17K	U		16K	1U		14K	I ² AU
1.2.8		16K	AU		15K	U		15K	I ³ AU		15K	U
1.2.10											15K	I
1.2.13		16K	I									
1.2.14								17K	I ³			

- 1) Rolls are not permitted on the 45 degree line.
- 2) Rolls are not permitted on the vertical down line.
- 3) Must incorporate a 9.11.1 spin.

37.2.3 Sub-Family 1.3 – Three Lines

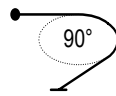
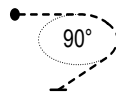
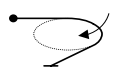
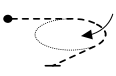
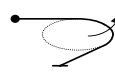
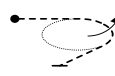
	1	2	3	4
1.3.2				
	18K	I		

Power Unknown Figure Reference

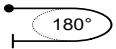





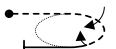
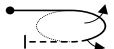








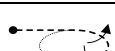

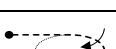

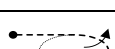
1.3.3			
		18K	I
1.3.4			
	18K	I	18K
1.3.11			
	20K	I	20K
1.3.12			
	21K	I	
1.3.13			
	22K	I	23K
1.3.14			
	22K	I	
1.3.16			
		22K	I ¹

1) Must incorporate a 9.11.1 spin.





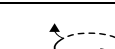





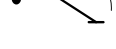






37.2.4 Sub-Family 2.1 – 90 Degree Turns and Rolling Turns

	1	2	3	4
2.1.1				
	3K	4K		
2.1.3				
	14K	15K	15K	16K
	IA	A	A	A

37.2.5 Sub-Family 2.2 – 180 Degree Turns and Rolling Turns

	1	2	3	4
2.2.1	 4K I			
2.2.2	 26K U	 27K U	 28K U	 29K U
2.2.3	 24K AU	 24K AU	 26K AU	 26K AU
2.2.4	 26K U	 26K U	 27K U	 27K U
2.2.5	 22K AU	 23K AU	 24K AU	 25K AU
2.2.6	 25K U	 26K U	 25K U	 26K U

37.2.6 Sub-Family 2.3 – 270 Degree Turns and Rolling Turns

	1	2	3	4
2.3.1	 5K I			
2.3.2	 34K U	 34K U	 37K U	 37K U
2.3.3	 37K U	 37K U	 38K U	 38K U
2.3.4	 30K AU	 31K AU	 33K AU	 34K AU
2.3.5	 35K U	 36K U	 36K U	 37K U



37.2.7 Sub-Family 2.4 – 360 Degree Turns and Rolling Turns

	1	2	3	4
2.4.1	<p>6K I</p>			
2.4.3	<p>42K U</p>	<p>43K U</p>	<p>46K U</p>	<p>47K U</p>
2.4.4	<p>46K U</p>	<p>47K U</p>	<p>46K U</p>	<p>47K U</p>
2.4.5	<p>39K AU</p>	<p>40K AU</p>	<p>43K U</p>	<p>44K U</p>
2.4.6	<p>45K U</p>	<p>45K U</p>	<p>46K U</p>	<p>47K U</p>
2.4.7	<p>38K AU</p>	<p>39K AU</p>	<p>42K U</p>	<p>43K U</p>
2.4.8	<p>46K U</p>	<p>47K U</p>	<p>46K U</p>	<p>47K U</p>

37.2.8 Family 5 – Stall Turns (Hammerheads)

	1	2	3	4
5.2.1	<p>17K IAU</p>	<p>23K AU</p>	<p>18K AU</p>	<p>22K AU</p>
5.3.1	<p>18K I³A¹⁺⁴U²</p>	<p>25K A¹⁺⁴U²</p>	<p>20K A¹⁺⁴U²</p>	<p>20K A¹⁺⁴U²</p>
5.3.2	<p>24K A¹⁺⁵U²</p>	<p>22K A¹⁺⁵U²</p>	<p>25K A¹⁺⁵U²</p>	<p>21K A¹⁺⁵U²</p>

- 1) Only 9.1.1.1 is permitted on vertical up lines.
- 2) Snap rolls are not permitted on vertical up lines or 45 degree lines. The combined total for all rolls on the 45 degree and vertical up lines must not exceed 450 degrees of rotation and 4 stops.
- 3) No rolls are permitted on either the 45 or vertical uplines.
- 4) No rolls are permitted on the 45 degree lines.
- 5) Only 9.1.2.2 or 9.4.2.2 are permitted on the 45 degree lines.

37.2.9 Family 6 - Tailslides

	1	2	3	4
6.2.1				
6.2.2				

1) Snap rolls are not permitted on vertical up lines.

37.2.10 Sub-Family 7.2 - Half-Loops

	1	2	3	4
7.2.1				
7.2.2				
7.2.3				
7.2.4				

1) Snap rolls are not permitted on the lower horizontal line.

37.2.11 Sub-Family 7.3 - Three-Quarter-Loops

	1	2	3	4
7.3.1				
7.3.2				



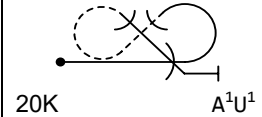
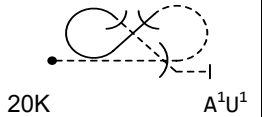
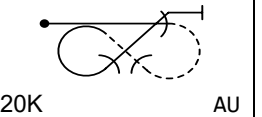
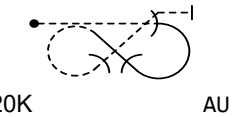
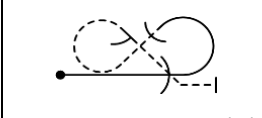
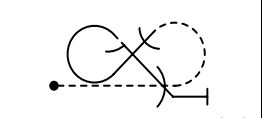
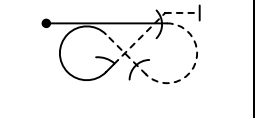
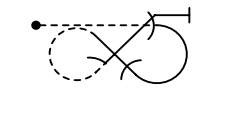
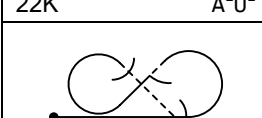
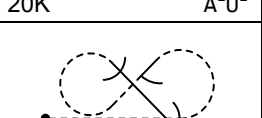
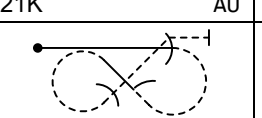
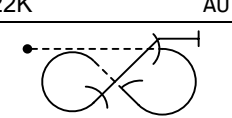
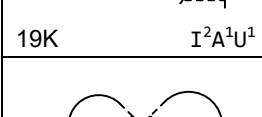
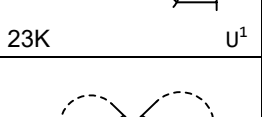

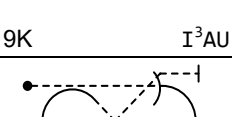
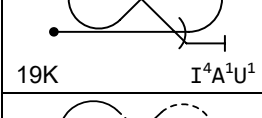
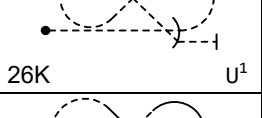
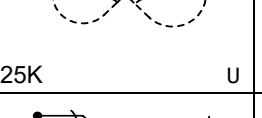


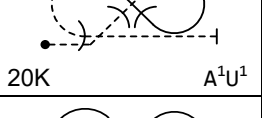


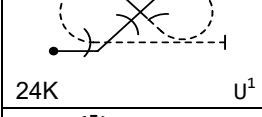

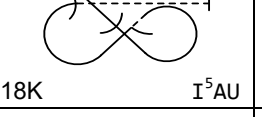
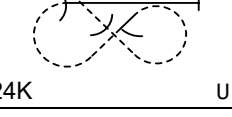
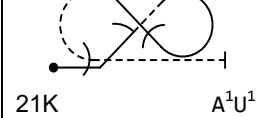

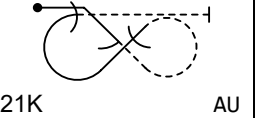
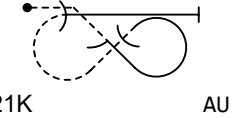
7.3.3		17K	U		15K	U		14K	IAU		18K	U
7.3.4		16K	IAU		20K	U		19K	U		15K	IAU

37.2.12 Sub-Family 7.4 – Whole Loops

	1	2	3	4
7.4.1				
	10K	15K	14K	11K
	I ¹ A ² U	A ³ U	U ⁴	U ⁴
7.4.2				
	12K	12K	12K	12K
	AU	AU	U	U
7.4.3				
	14K	19K	18K	14K
	I ⁵ A ⁶ U	A ⁶ U	U ⁷	U ⁷
7.4.4				
	17K	17K	17K	17K
	U	U	U ⁷	U ⁷
7.4.5				
	15K			16K
	A ⁵ U ⁸			U ⁸
7.4.6				
	19K			
	AU			

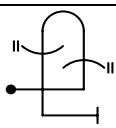

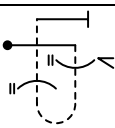
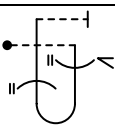
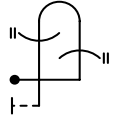
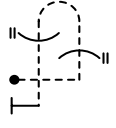
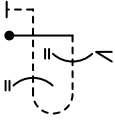
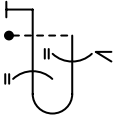
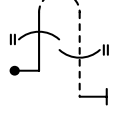
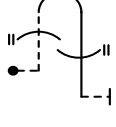
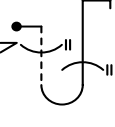
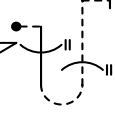
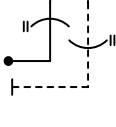
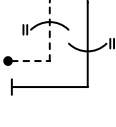
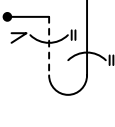
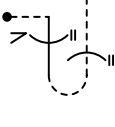
- 1) 9.4.3.4 is not permitted.
- 2) Maximum rotation is 360 degrees.
- 3) Only 9.1.3.4 is permitted.
- 4) Neither snap rolls nor eight-point rolls are permitted.
- 5) Rolls are not permitted.
- 6) Neither opposite nor unlinked rolls are permitted.
- 7) Snap rolls are not permitted.
- 8) Snap rolls are not permitted on the lower 45 degree line.

37.2.13 Sub-Family 7.8 – Horizontal 8's

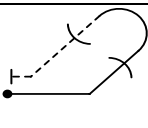
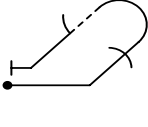
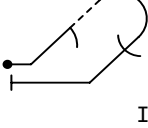
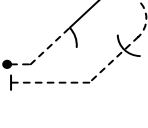
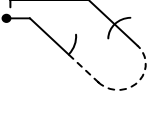
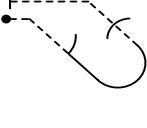
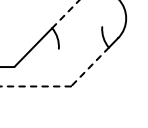



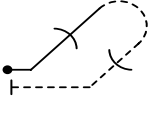
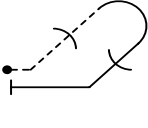
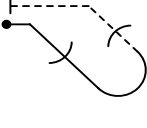
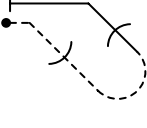
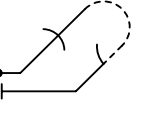
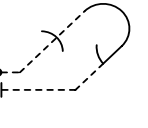
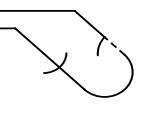

	1	2	3	4
7.8.1	 20K A¹U¹	 20K A¹U¹	 20K AU	 20K AU
7.8.2	 22K A¹U¹	 20K A¹U¹	 21K AU	 22K AU
7.8.3	 19K I²A¹U¹	 23K U¹	 24K U	 19K I³AU
7.8.4	 19K I⁴A¹U¹	 26K U¹	 25K U	 20K IAU
7.8.5	 20K A¹U¹	 20K A¹U¹	 20K AU	 20K AU
7.8.6	 24K U¹	 19K A¹U¹	 18K I⁵AU	 24K U
7.8.7	 21K A¹U¹	 22K A¹U¹	 21K AU	 21K AU
7.8.8	 19K I¹A¹U¹	 26K U¹	 25K U	 20K I⁴AU

- 1) Snap rolls are not permitted on the horizontal entry/exit line.
- 2) Rolls are permitted only on the first 45 degree line. No other line may contain rolls.
- 3) Rolls are not permitted on second 45 degree line.
- 4) Rolls are not permitted on the horizontal entry/exit line.
- 5) Rolls are permitted only on the second 45 degree line. No other line may contain rolls.

37.2.14 Sub-Family 8.4 – Humpty Bumps

	1	2	3	4
8.4.1	 13K IAU	 18K AU	 17K U	 13K U
8.4.2	 14K AU	 17K AU	 17K U	 14K U
8.4.3	 15K IAU	 16K AU	 15K U	 16K U
8.4.4	 16K AU	 14K AU	 14K U	 16K U

37.2.15 Sub-Family 8.4 – Diagonal Humpty Bumps

	1	2	3	4
8.4.13	 11K A ¹ U			
8.4.14	 12K A ¹ U			
8.4.15	 12K I ² A ³ U	 16K AU	 15K U	 13K U
8.4.16	 14K A ³ U	 16K AU	 16K U	 14K U
8.4.17	 13K U	 11K U	 11K U	 13K U
8.4.18	 14K AU	 14K A ³ U	 13K U	 15K U

1) Snap rolls are not permitted.

2) Rolls are not permitted on the 45 degree down line.

3) Snap rolls are not permitted on the 45 degree down line.

37.2.16 Sub-Family 8.5 – Half-Cubans

	1	2	3	4
8.5.1	12K A¹U¹	10K A¹U¹	10K I²AU	12K A³U
8.5.2	10K I¹A¹U¹	14K A¹U¹	13K AU	11K I²AU
8.5.3	12K A¹U¹	11K A¹U¹	10K I⁴AU	13K A³U
8.5.4	11K I¹A¹U¹	14K A¹U¹	14K AU	11K IAU
8.5.5	10K I¹⁺⁴A¹U¹	12K A¹U¹	12K U	10K I⁴AU
8.5.6	10K I¹A¹U¹	14K A¹U¹	14K U	11K IAU
8.5.7	12K A¹U¹	11K A¹U¹	10K I⁴AU	13K U
8.5.8	14K A¹U¹	11K IA¹U¹	11K IAU	14K U

- 1) Snap rolls are not permitted on the horizontal entry/exit line.
- 2) Rolls are not permitted on the horizontal exit line.
- 3) 9.2.4.4 is not permitted on the 45 degree line.
- 4) Rolls are not permitted on the 45 degree line.

37.2.17 Sub-Family 8.5 – Vertical 5/8ths Loops

	1	2	3	4
8.5.9	12K I			
8.5.17	12K I			



37.2.18 Sub-Family 8.6 – P Loops

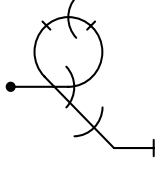
	1	2	3	4
8.6.1				
8.6.2				
8.6.3				
8.6.4				
8.6.5				
8.6.6				
8.6.7				
8.6.8				

- 1) Rolls are only permitted on the horizontal entry/exit line.
- 2) Snap rolls are not permitted on the horizontal entry/exit line.
- 3) Only 9.1.1.1, 9.1.1.2, and 9.4.1.2 are permitted on the vertical up line. Rolls are not permitted on the $\frac{3}{4}$ loop.

Power Unknown Figure Reference

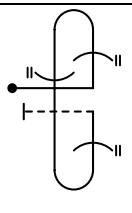
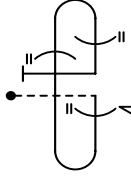
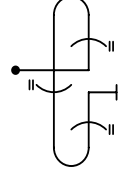
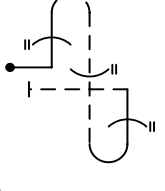
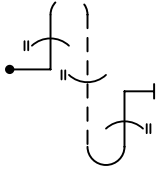
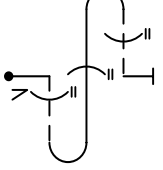
- 4) Snap rolls are not permitted on the $\frac{3}{4}$ loop when preceded by a vertical roll exceeding either 3 stops or 360 degrees of rotation.
- 5) Rolls are not permitted on the vertical up line, nor on the $\frac{3}{4}$ loop.
- 6) Must incorporate a 9.11.1 spin.
- 7) A maximum of one roll may be used. If a roll is used on the $\frac{3}{4}$ loop, it must be either 9.1.3.4, 9.2.3.4, or 9.9.3.4.
- 8) Snap rolls are not permitted on the vertical down line if preceded by a roll on the $\frac{3}{4}$ loop.
- 9) Rolls on the $\frac{3}{4}$ loop may not exceed 360 degrees of rotation.
- 10) Snap rolls are not permitted on the vertical down line if preceded by a hesitation roll on the $\frac{3}{4}$ loop.
- 11) If a roll is used on the $\frac{3}{4}$ loop, it must be either 9.1.3.4, or 9.9.3.4. Rolls are not permitted on the vertical downline.

37.2.19 Sub-Family 8.7 – Q Loops

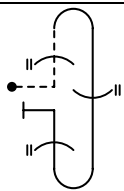
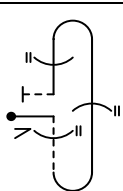
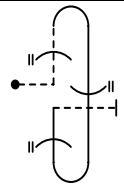
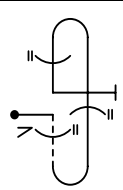
	1	2	3	4
8.7.5	 11K I¹			

- 1) A maximum of one roll may be used. Snap rolls are only permitted on the top of the 7/8 loop. If a roll is used on the 7/8 loop it must be either 9.1.3.4, 9.2.3.4, or 9.9.3.4.

37.2.20 Sub-Family 8.8 – Double Humptys






	1	2	3	4
8.8.1	 18K A¹U¹			 18K U¹
8.8.2	 19K A¹U¹			
8.8.5	 21K A¹U¹			
8.8.6	 21K A¹U¹		 21K U¹	

Power Unknown Figure Reference

8.8.7		21K	A ¹ U ¹		20K	U ¹
8.8.8		20K	A ¹ U ¹		19K	U ¹

1) A maximum of one Family 9 roll is allowed on each vertical line.






37.2.21 Sub-Family 9.1 – Aileron Rolls

		1/4	1/2	3/4	1	1 1/4	1 1/2	1 3/4	2
9.1.1		6K IAU	8K AU	10K A ¹ U	12K U	14K U			
9.1.2		4K U	6K IAU	8K U	10K IAU	11K U	12K U		
9.1.3		2K AU	4K IAU	6K AU	8K IAU	9K U	10K IAU	11K U	12K AU
9.1.4			4K IAU		8K IAU		10K U		
9.1.5		2K IAU	4K IAU	6K A ² U	8K U				
		1	2	3	4	5	6	7	8



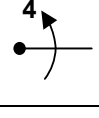

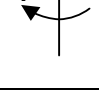
1) Must not be followed by a level fly-off.

2) Must not be followed by a negative recovery.

37.2.22 Sub-Family 9.2 – 2-Point Aileron Rolls

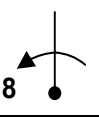

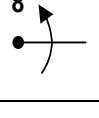
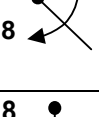
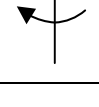
		$\frac{1}{4}$	$\frac{1}{2}$	$\frac{3}{4}$	1	$1\frac{1}{4}$	$1\frac{1}{2}$	$1\frac{3}{4}$	2
9.2.1					13K U				
9.2.2					11K AU		14K U		
9.2.3					9K IAU		12K AU		15K AU
9.2.4					9K IAU				
9.2.5					9K U				
		1	2	3	4	5	6	7	8

37.2.23 Sub-Family 9.4 – 4-Point Aileron Rolls

		$\frac{1}{4}$	$\frac{1}{2}$	$\frac{3}{4}$	1
9.4.1			9K A ¹ U	12K U	15K U
9.4.2			7K IAU	10K U	13K AU
9.4.3			5K IAU	8K AU	11K IAU
9.4.4			5K IAU		11K U
9.4.5			5K A ² U	8K U	
		1	2	3	4

- 1) Must not be followed by a level fly-off.
2) Must not be followed by a negative recovery.

37.2.24 Sub-Family 9.8 – 8-Point Aileron Rolls

		$\frac{1}{4}$	$\frac{1}{2}$	$\frac{3}{4}$	1
9.8.1		7K AU	11K U		
9.8.2		5K U	9K AU		
9.8.3		3K AU	7K IAU		15K AU
9.8.4			7K U		
9.8.5		3K AU	7K U		
		1	2	3	4



37.2.25 Sub-Family 9.9

Positive Flick (Snap) Rolls

		1/2	3/4	1	1 1/4	1 1/2
9.9.1		15K U	15K U	15K U		
9.9.2		13K AU		13K AU		
9.9.3		11K IAU		11K IAU		14K AU
9.9.4		11K AU		11K AU		14K U
9.9.5		11K AU	11K AU	11K U		
9.9.6		17K U	17K U	17K U		
9.9.7		15K U		15K U		
9.9.8		13K U		13K U		
9.9.9		13K U		13K U		
9.9.10		13K AU	13K U	13K U		
		2	3	4	5	6

37.2.26 Sub-Family 9.10

Negative Flick (Snap) Rolls

		1/2	3/4	1	1 1/4	1 1/2
9.10.1		17K U	17K U	17K U		
9.10.2		15K U		15K U		
9.10.3		13K U		13K U		16K U
9.10.4		13K U		13K U		
9.10.5		13K U	13K U	13K U		
9.10.6		19K U	19K U	19K U		
9.10.7		17K U		17K U		
9.10.8		15K U		15K U		
9.10.9		15K U		15K U		
9.10.10		15K U	15K U	15K U		
		2	3	4	5	6

37.2.27 Sub-Family 9.11 and 9.12 – Positive and Negative Spins

		1	1 1/4	1 1/2	1 3/4	2
9.11.1		5K IAU	4K IAU	3K IAU		
9.12.1		7K AU	6K AU	5K AU		
		4	5	6	7	8



37.3 Allowable Figures for Glider Unknowns

37.3.1 Family 0 – Quarter-Clovers

0.1	1	
		16K I
0.2	1	
		13K I

37.3.2 Sub-Family 1.1 - Single Lines


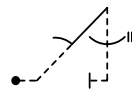

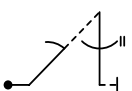
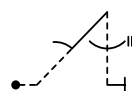
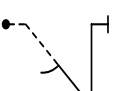
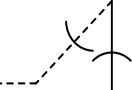
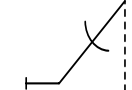




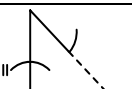

	1	2	3	4
1.1.1				
	2K IAU	3K IAU	2K IAU	2K IAU
1.1.2				
	7K I ¹ A ¹ U ¹	8K A ¹ U ¹	7K I ¹ A ¹ U	8K A ¹ U
1.1.3				
	7K IAU	8K AU	8K AU	7K IAU
1.1.6				
	10K A ¹ U		10K I ² AU	10K U
1.1.7				
	9K A ¹ U		11K U	9K AU

- 1) Rolls are not permitted.
- 2) Must incorporate a 9.11.1 spin.

37.3.3 Sub-Family 1.2 – Two Lines

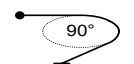
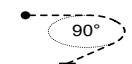
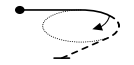


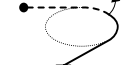
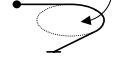
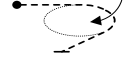


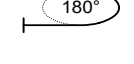
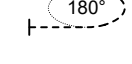



	1	2	3	4
1.2.1				
	13K I ² AU	14K U		
1.2.2				
	14K U	13K AU		



1.2.3		12K	IAU		16K	U		12K	AU
1.2.4		13K	U		14K	AU		13K	AU
1.2.5		14K	A ¹ U		16K	U			
1.2.6		14K	A ¹ U		16K	U			
1.2.7		13K	A ² U		17K	U			
1.2.8		16K	A ² U		15K	U			

- 1) Rolls are not permitted.
- 2) Rolls are not permitted on the vertical line.

37.3.4 Family 2 - Turns and Rolling Turns

	1	2	3	4
2.1.1				
2.1.2				
2.1.3				
2.2.1				
2.2.2				



IAC CONTEST RULES 2026

Glider Unknown Figure Reference

2.2.3		31K U		31K U		35K U		35K U
2.2.4		37K U		37K U		39K U		39K U
2.2.5		30K U		31K U		34K U		35K U
2.2.6		37K U		38K U		37K U		38K U
2.3.1		5K IA		7K AU				
2.4.1		6K IAU		8K AU				

37.3.5 Family 5 - Stall Turns

	1	2	3	4
5.2.1				
	17K I ¹ A ¹ U	23K U	18K U	22K U

1) Rolls are not permitted on the vertical up line.

37.3.6 Family 6 - Tailslides

	1	2	3	4
6.2.1				
	17K A ¹ U	23K U	18K U	22K U
6.2.2				
	17K A ¹ U	23K U	18K U	22K U

1) Rolls are not permitted on the vertical up line.



37.3.7 Sub-Family 7.2 - Half Loops

	1	2	3	4
7.2.1	 6K I^1AU^2	 8K U^2	 8K U^2	 6K IAU^2
7.2.2	 6K IAU^{2+3}	 9K U^{2+4}	 8K U^2	 7K IAU^2
7.2.3	 8K U^2	 7K I^1AU^2	 6K IAU^2	 9K U^2
7.2.4	 8K U^{2+4}	 6K AU^{2+3}	 6K IAU^2	 8K U^2

- 1) Rolls are not permitted on the top line.
- 2) Snap rolls are not permitted on the lower horizontal line.
- 3) Positive half-snap rolls are not permitted
- 4) Negative half-snap rolls are not permitted.

37.3.8 Sub-Family 7.3 - Three-Quarter-Loops

	1	2	3	4
7.3.1	 16K U	 14K AU	 14K A^1U	 16K U
7.3.2	 14K IAU	 18K U	 17K U	 15K A^2U
7.3.3	 17K U	 15K AU	 14K I^3A^3U	 18K U
7.3.4	 16K IAU	 20K U	 19K U	 15K IAU

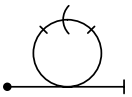
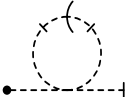
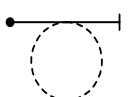
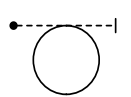
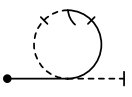
- 1) Rolls are not permitted.
- 2) Rolls are not permitted on the second 45 degree line.
- 3) Rolls are not permitted on the first 45 degree line.



IAC CONTEST RULES 2026


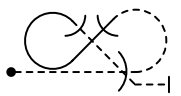
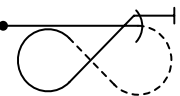
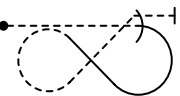


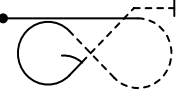
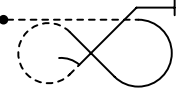


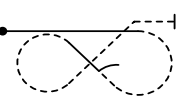
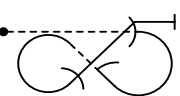
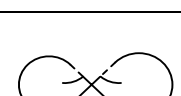
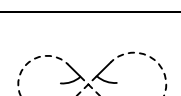
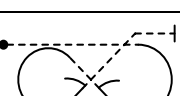


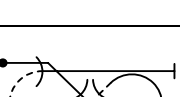
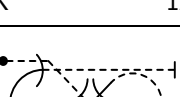
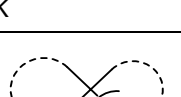

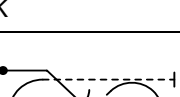
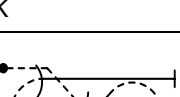
Glider Unknown Figure Reference

37.3.9 Sub-Family 7.4 – Whole Loops

	1	2	3	4
7.4.1				
	10K I ¹ AU	15K U ²	14K U	11K AU
7.4.2				
	12K U			

- 1) Rolls are not permitted.
- 2) Hesitation rolls are not permitted.

37.3.10 Sub-Family 7.8 – Horizontal 8's

	1	2	3	4
7.8.1				
	20K U ¹	20K U ¹	20K U	20K U
7.8.2				
	22K U ¹	20K U ¹	21K U	22K U
7.8.3				
	19K A ² U ¹	23K U	24K U	19K I ⁵ A ² U
7.8.4				
	19K IAU	26K U		20K IAU
7.8.5				
	20K U ¹	20K U ¹	20K U	20K U
7.8.6				
	24K U	19K A ⁴ U ¹	18K I ⁴ A ⁴ U	24K U



7.8.7				
7.8.8				

- 1) Snap rolls are not permitted on the horizontal entry/exit lines.
- 2) Rolls are permitted only on the first 45 degree line. No other line may contain rolls.
- 3) Rolls are permitted only on the second 45 degree line. No other line may contain rolls.
- 4) Rolls are not permitted on the second 45 degree line.
- 5) No rolls permitted on the entry line.

37.3.11 Sub-Family 7.8 – Super 8's

	1	2	3	4
7.8.9				
7.8.10				
7.8.11				
7.8.12				
7.8.13				
7.8.14				
7.8.15				
7.8.16				

- 1) Rolls are permitted only on the second 45 degree line. No other line may contain rolls.



IAC CONTEST RULES 2026

Glider Unknown Figure Reference

37.3.12 Sub-Family 8.4 – Humpty Bumps

	1	2	3	4
8.4.1	 13K I^2A^2U	 18K U		
8.4.2	 14K U	 17K U		
8.4.3	 15K I^1A^2U	 16K U		
8.4.4	 16K U	 14K U		

- 1) Rolls are not permitted.
- 2) Rolls are not permitted on the vertical up line.

37.3.13 Sub-Family 8.5–Diagonal Humpty Bumps

	1	2	3	4
8.4.13	 11K A^1U	 13K U		
8.4.14	 12K A^3U	 16K U		
8.4.15	 12K I^2A^2U	 16K U^4	 15K U	 13K AU
8.4.16	 14K AU	 16K U^4		 14K AU
8.4.17	 13K U^4	 11K A^1U	 11K I^1A^1U	



8.4.18

--	--	--	--

- 1) Rolls are not permitted.
- 2) Rolls are permitted only on the first 45 degree line.
- 3) Rolls are permitted only on the second 45 degree line.
- 4) No snap rolls on the down 45 degree line.

37.3.14 Sub-Family 8.5–Half-Cubans

8.5.1

--	--	--	--

8.5.2

--	--	--	--

8.5.3

--	--	--	--

8.5.4

--	--	--	--

8.5.5

--	--	--	--

8.5.6

--	--	--	--

8.5.7

--	--	--	--

8.5.8

--	--	--	--


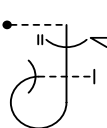
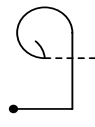
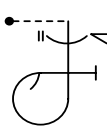
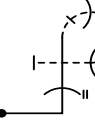
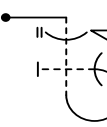
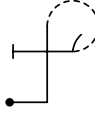
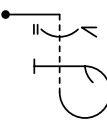
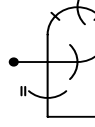
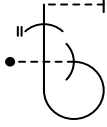
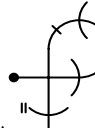
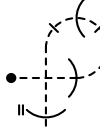
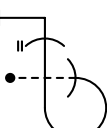
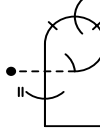
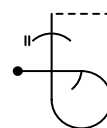


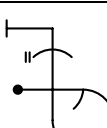

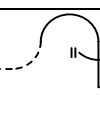
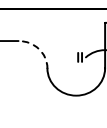
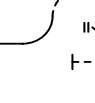
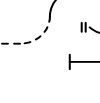
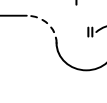
- 1) Rolls are not permitted.
- 2) Rolls are not permitted on the 45 degree line.
- 3) Snap rolls are not permitted on the horizontal entry/exit line.



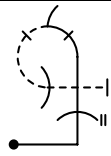
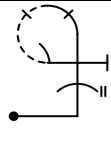
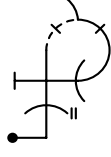
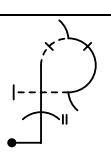
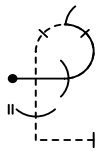
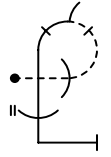
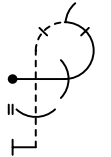
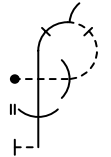
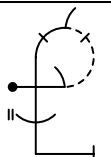
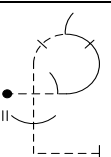
IAC CONTEST RULES 2026

Glider Unknown Figure Reference

37.3.15 Sub-Family 8.6 – P Loops and Reversing P Loops

	1	2	3	4
8.6.1	 11K $I^1A^2U^{3+4}$			 12K AU
8.6.2	 12K AU^4			 12K AU
8.6.3	 15K U^{3+4}		 13K AU	
8.6.4	 14K U^4		 13K AU	
8.6.5	 11K AU^{4+5}			 12K A^2U
8.6.6	 12K U^{4+5}	 15K U^{4+5}		 13K A^2U
8.6.7		 12K AU^{4+5}	 12K A^2U	
8.6.8	 15K U^{4+5}	 13K U^{4+5}	 12K A^2U	
8.6.13	 13K AU	 14K U	 13K A^1U	
8.6.14	 15K U	 12K U	 13K A^1U	



8.6.17				
8.6.18				
8.6.19				
8.6.20				
8.6.21	 			
8.6.22	 			
8.6.23	 			

- 1) Rolls are not permitted.
- 2) Rolls are permitted only on the horizontal entry/exit line.
- 3) Rolls are not permitted on the $\frac{3}{4}$ loop if preceded by a roll on the vertical up line.
- 4) Snap rolls are not permitted on the horizontal entry/exit line.
- 5) Snap rolls are not permitted on the vertical line if preceded by a hesitation roll on the $\frac{3}{4}$ loop.
- 6) Snap rolls are not permitted on the horizontal entry/exit line.
- 7) Rolls are not permitted on the vertical line.



IAC CONTEST RULES 2026

Glider Unknown Figure Reference

37.3.16 Sub-Family 8.6 – Q Loops

	1	2	3	4
8.7.5	 11K $I^2 A^{1+3} U^1$	 16K U^{1+4}		 12K $A^1 U^1$
8.7.6	 13K U^1	 16K U^{1+4}		 14K U^1

- 1) Snap rolls are not permitted on the horizontal entry line.
- 2) Rolls are not permitted.
- 3) Rolls are not permitted on the 45 degree line.
- 4) Hesitation rolls are not permitted on the 7/8 loop.

37.3.17 Sub-Family 9 – Aileron Rolls

		$\frac{1}{4}$	$\frac{1}{2}$	$\frac{3}{4}$	1	$1\frac{1}{4}$	$1\frac{1}{2}$	$1\frac{3}{4}$	2
9.1.1		9K U							
9.1.2			9K IAU						
9.1.3			6K IAU		12K IAU		15K AU		18K AU
9.1.4			6K IAU		12K U				
9.1.5		3K IAU	6K U						
		1	2	3	4	5	6	7	8

37.3.18 Sub-Family 9.2 – 2-Point Aileron Rolls

		$\frac{1}{4}$	$\frac{1}{2}$	$\frac{3}{4}$	1	$1\frac{1}{4}$	$1\frac{1}{2}$	$1\frac{3}{4}$	2
9.2.3					14K IAU				
		1	2	3	4	5	6	7	8



37.3.19 Sub-Family 9.4 - 4-Point Aileron Rolls

		$\frac{1}{4}$	$\frac{1}{2}$	$\frac{3}{4}$	1
9.4.2			11K AU		
9.4.3			8K IAU		17K AU
9.4.4			8K IAU		
		1	2	3	4

37.3.20 Sub-Family 9.8 - 8-Point Aileron Rolls

		$\frac{1}{4}$	$\frac{1}{2}$
9.8.3			11K AU
		1	2

37.3.21 Sub-Family 9.9

Positive Flick (Snap) Rolls

		$\frac{1}{4}$	$\frac{1}{2}$	$\frac{3}{4}$	1
9.9.2			15K U		
9.9.3			12K U		16K U ¹
9.9.4			12K U		16K U
9.9.5			12K U	14K U	16K U
9.9.8			15K U ²		
9.9.10			12K U	14K U	16K U
		1	2	3	4

- 1) Permitted only at the apex of upward Looping Lines.
- 2) Permitted only on figures 7.2.2.2 and 7.2.4.1.

37.3.22 Sub-Family 9.10

Negative Flick (Snap) Rolls

		$\frac{1}{4}$	$\frac{1}{2}$	$\frac{3}{4}$	1
9.10.2			18K U		
9.10.3			15K U		
9.10.4			15K U		19K U
9.10.5			15K U	17K U ¹	19K U ¹
9.10.8			18K U ²		
9.10.10			15K U	15K U ¹	15K U ¹
		1	2	3	4

- 1) Not permitted on figures with an inverted exit.
- 2) Permitted only on figures 7.2.2.1 and 7.2.4.2.

37.3.23 Sub-Family 9.11 and 9.12 – Positive and Negative Spins

		1	1 $\frac{1}{4}$	1 $\frac{1}{2}$	1 $\frac{3}{4}$	2
9.11.1		Upright Entry Line	5K IAU	6K IAU	7K IAU	
9.12.1		Inverted Entry Line	7K U	8K U	9K U	
		4	5	6	7	8



Abort	10, 15	Official Wind Direction	9
Advanced	3, 5, 6, 11, 12, 18, 19, 37, 47, 49, 50, 58	Optional Break	10
Aerobatic Box	6, 7, 11, 12, 23, 26, 30, 38, 47, 48	Order of Flight	16, 38
Averages	25, 39	Penalties	8, 10, 11, 13, 14, 15, 23, 38, 40, 44, 47, 48, 53
Benefit of the Doubt	25	Penalty Form	10, 38, 39
Boundary Infringement	11, 47	Phones	8
Ceiling	10	Precipitation	10
Chapter Team Trophy	45	Presentation	37, 48
Chief Judge 2, 5, 7, 8, 9, 10, 13, 15, 16, 23, 38, 39, 40, 41, 43, 44, 48		Primary	3, 6, 11, 18, 37, 46
Chief Technical Monitor	2, 4	Prize Money	45
Competitor Incapacitation	15	Program Briefing	23
Conferences	38, 39	Protests	41
Contest Director	2, 3, 4, 5, 8, 16, 21, 40, 41, 43, 44, 52	Public Address System	8
Contest Jury 2, 5, 8, 10, 15, 16, 23, 39, 40, 41, 43, 44, 48		Recall	12, 23
Deadline	2, 6, 23, 38, 53	Recorder	2, 8, 9
Directionality	25	Registrar	2, 3, 16
Disqualification	38	Registration	3, 5
Flight Path	26	Repetition	20, 50
Four Minute Freestyle	8, 42, 45, 52	Rules Deviations	2
Full Loops	33	Safety Check	12
Gliders	46	Safety Director	2, 5
Grading	24, 30, 51	Safety Pilots	3, 46
Grading Judge	2, 8, 9, 24, 25	sanction	42
Hard Zero	24, 33, 35, 39, 40, 41, 43	Sanction	2
HIGH	11	Schedule of Flight Programs	16
Horizontal Lines	27	Scheduling	16
Insurance	5	Scorability	30
Intermediate .. 3, 6, 11, 12, 18, 19, 20, 37, 46, 47, 49, 50, 58		Scoring Director	2, 39, 43, 44
Interruption	14, 47	Signaling	13, 14, 52
Interruptions	14	Sportsman	3, 6, 11, 18, 20, 37, 45, 46, 47, 48, 49, 50
Judge Assistant	2, 8, 9	Starter	4, 5, 7, 8, 15, 16, 23, 38
Judge Removal	38	Starting Line Procedures	7
Judges' Briefing	38	Sterile Area	4, 15, 23
Judging Line	6, 38	Technical Committee	2, 4, 5, 15
Jury Penalties	11	Towplanes	48
Late Arrivals	4	Unlimited 3, 5, 6, 11, 12, 18, 19, 21, 37, 47, 49, 50, 52, 58	
Looping Lines	28, 29, 33	Versatility	18, 49
LOW	11	Vertical Lines	26
Low Lines	13	Volunteer Coordinator	2, 8
LOW-LOW	11, 12, 47	Waiver	9
Matching Radii	29	Weather	9, 10, 23, 48
Mechanical Defects	15	Wind	10
Medical Director	2, 5, 15, 46	Wind Correction	30
Motorgliders	46	Withdrawal	4
No Line Between	25	X axis	6, 25, 37
Non-Competition Flying	16	Y axis	6, 27, 37
Non-Essential Personnel	8	Zero-lift Axis	26
		Zeros	24, 38, 43